Inductors & Filters

Surge Protection Devices
Surge Arrester Powerguard

Detailed product specifications are available on: us. 100y. com. tw

FEATURES:

- Single mode and three mode designs
- Compact design fits into most switch and distribution boards
- High surge rating ensures long life
- Internal status monitoring and indication by high reliability electronic circuit
- Optional DINLINE alarm relay
- Optional DINLINE surge counter

Physicals:

Temperature and Humidity: -35°C to +65°C, 0-90%
Terminals: 1.0mm² to 6.0mm²
Dimensions (WxDxH): 2S/T (36mm), 4S (72mm), 8S/T(144mm)
Weight: 200g (2M), 350g (4M), 700g (8M)
Listing: AS3260, IEC950, C-Tick, CE
Warranty: 5 years

Part No.	Product No.	Description	SPEC
13586	DSD140-2S-150	DINLINE Surge Diverter	150Vac 10mA 50*60Hz

2-Electrode Ceramic Surge Arrester

Detailed product specifications are available on: us. 100y. com. tw


2R-75A2L

2R-90A2L

2R-150A2L

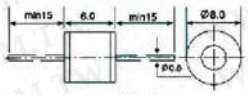

2R-90A5L 2R-A5L

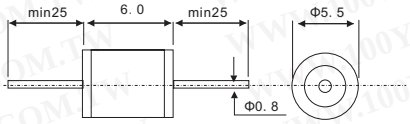

2R-A$_2$L TYPE (Φ5. 5×6)

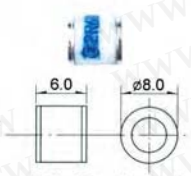

2R-As Type (ø 8 x 6)

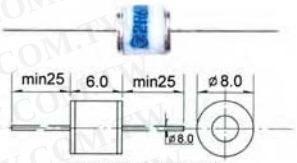

2R-AsL Type (ø 8 x 6)

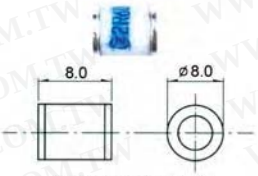

2R-As Type (ø 8 x 8)

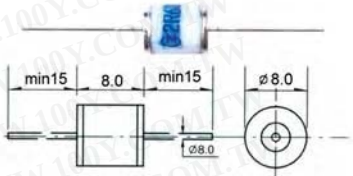

2R-AsL Type (ø 8 x 8)

Part No.	Product No.	Description	Spark-over(Vdc)	Impulse spark-over V	Impulse disch.Cur. A	Discharge current A	Hold-over volt. V
15457	2R-150A2L	2-Electrical Ceramic Surge Arrester	150 ± 20%	< = 800	100	5	80
15455	2R-75A2L	2-Electrical Ceramic Surge Arrester	75 ± 25%	< = 700	50	5	
15456	2R-90A2L	2-Electrical Ceramic Surge Arrester	90 ± 25%	< = 700	50	5	
33952	2R-90A5L	2-Electrical Ceramic Surge Arrester	90 ± 25% V	< = 700	100A	10A	

3-Electrode Ceramic Surge Arrester

Detailed product specifications are available on: us. 100y. com. tw

3R-150AL1 3R-75AL4

3R-90AL1

3R-75AL1

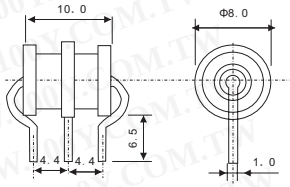

3R-AL, TYPE (Φ8×10)

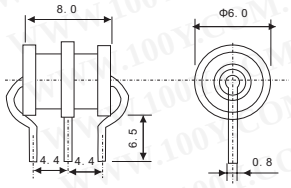

3R-AL, TYPE (Φ6×8)

Part No.	Product No.	Description	Spark-over(Vdc)	Impulse spark-over V	Impulse disch.Cur. A	Discharge current A	Hold-over volt. V
15460	3R-150AL1	3-Electrical Ceramic Surge Arrester	150 ± 20%	< = 700	100	10	80
15458	3R-75AL1	3-Electrical Ceramic Surge Arrester	75 ± 25%	< = 700	50	10	
34028	3R-75AL4	3-Electrical Ceramic Surge Arrester	75 ± 25%	< = 700	10KA	10A	
15459	3R-90AL1	3-Electrical Ceramic Surge Arrester	90 ± 25%	< = 700	50	10	

NM230-CAD

Part No.	Product No.	Description	Spark-over(Vdc)
31133	NM230-CAD	3-Electrical Ceramic Surge Arrester	230V

TEL: Taiwan: 886-3-5753170
FAX: Taiwan: 886-3-5753172
E-mail: Taiwan: us_ sale@100y.com.tw
Shenzhen: 86-755-83298787
Shenzhen: 86-755-83640655
Shenzhen: 100y@163. com
Shanghai: 86-21-54151736
Shanghai: 86-21-64605107
Shanghai: 100y-1@163. com

Inductors & Filters

Electrode protector + Accessory

Detailed product specifications are available on: us. 100y. com. tw



F03-12

PS-3S(R)

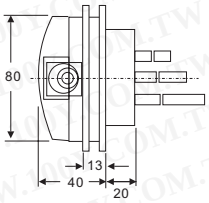

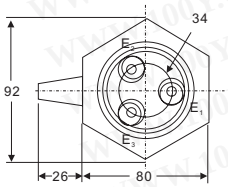

Part No.	Product No.	Manufacturer	Description	SPEC	Working temperature	Weight
49930	F03-12	OMRON	Fixer - For:PS-3S(R)	φ112*10mm	-10~+70℃	80g
50184	PS-3S(R)	OMRON	PS-3S(R) Electrode Holders	Φ80*60mm*3poles	-10~+70℃	155g

EMI/EMC Filters
IEC Inlet Filters

Detailed product specifications are available on: us. 100y. com. tw

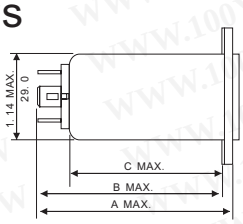

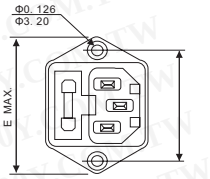

SUGGESTED MOUNTING CUTOUT
(MOUNTING FROM FRONT)

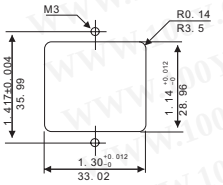

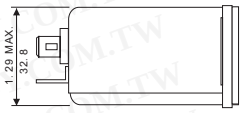

INTRODUCTIONS

1.Designed as a general purpose filter with a fuse holder providing effective EMI suppression for both common and differential mode noise.
2.All part numbers are UL recognized, CSA certified and VDE approved.

SPECIFICATIONS

1.Maximum leakage current each
line-to-ground@115VAC 60Hz: 0.25mA
@250VAC 50Hz: 0.45mA
2.Hipot rating (one minute) line-to-ground:2250VDC line-to-line:1450VDC
3.Operating frequency:50/60Hz
4.Rated voltage: 115/250VAC

Part No.	Product No.	Manufacturer	Description	Current (Amp)	Vol.
49506	02BEEG3H	DELTA	FUSE CONNECTOR FILTERS	2A	115/250V
49507	04BEEG3H	DELTA	FUSE CONNECTOR FILTERS	4A	115/250V
49510	06BEEG3G	DELTA	SWITCH CONNECTOR FILTERS	6A	115/250V

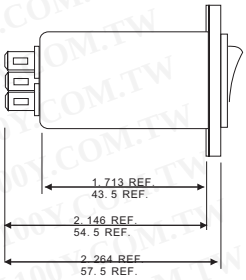

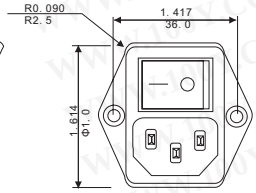

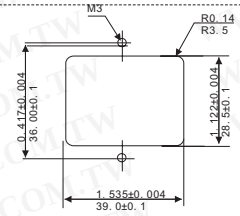

SUGGESTED MOUNTING CUTOUT
(MOUNTING FROM FRONT)

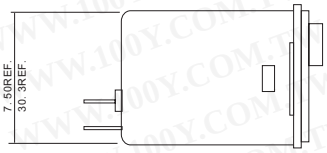

INTRODUCTIONS

1.Designed as a general purpose filter with a switch effective EMI suppression for both common and differential mode noise.
2.With optional resistor and 3300pF/1000pF

SPECIFICATIONS

1.Maximum leakage current each
line-to-ground@115VAC 60Hz: 0.25mA
@250VAC 50Hz: 0.45mA
2.Hipot rating (one minute) line-to-ground:2250VDC line-to-line:1450VDC
3.Operating frequency:50/60Hz
4.Rated voltage: 115/250VAC

Part No.	Product No.	Manufacturer	Description	Current (Amp)	Vol.
49508	03BEEG3G	DELTA	SWITCH CONNECTOR FILTERS	3A	115/250V
49509	03BEEG3G-R	DELTA	SWITCH CONNECTOR FILTERS	3A	115/250V
49511	06BEEG3G-R	DELTA	SWITCH CONNECTOR FILTERS	6A	115/250V
49512	10BEEG3G	DELTA	SWITCH CONNECTOR FILTERS	10A	115/250V
49513	10BEEG3G-R	DELTA	SWITCH CONNECTOR FILTERS	10A	115/250V

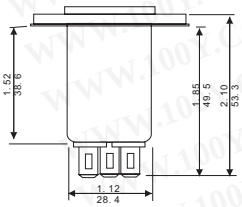

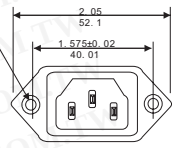

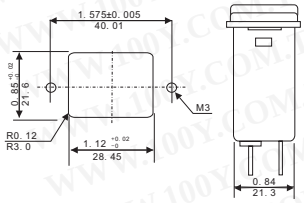

SPECIFICATIONS

1.Maximum leakage current each
line-to-ground@115VAC 60Hz: 0.25mA
@250VAC 50Hz: 0.45mA
2.Hipot rating (one minute)
line-to-ground:2250VDC
line-to-line:1450VDC
3.Operating frequency:50/60Hz
4.Rated voltage: 115/250VAC

Part No.	Product No.	Manufacturer	Description	Current (Amp)	Vol.
48723	03GEEG3E-STD	DELTA	AC Series Power Line Filter	3A	115/250V
48867	06GEEG3E-R-STD	DELTA	AC Series Power Line Filter	6A	250V
48724	06GEEG3E-STD	DELTA	AC Series Power Line Filter	6A	250V
48725	10GEEG3E-STD	DELTA	AC Series Power Line Filter	10A	115/250V

TEL: Taiwan: 886-3-5753170
FAX: Taiwan: 886-3-5753172
E-mail: Taiwan: us_ sale@100y.com.tw
Shenzhen: 86-755-83298787
Shenzhen: 86-755-83640655
Shenzhen: 100y@163. com
Shanghai: 86-21-54151736
Shanghai: 86-21-64605107
Shanghai: 100y-1@163. com

Inductors & Filters

IEC Inlet Filters

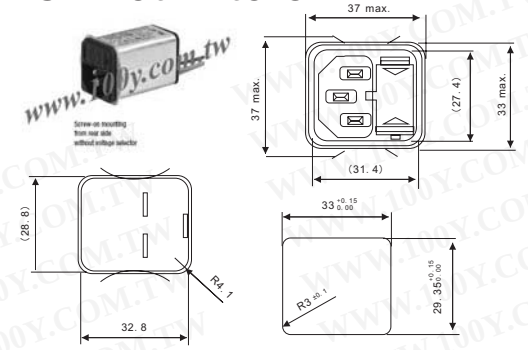

Detailed product specifications are available on: us.100y.com.tw

Characteristics

-Rear side mounting for efficient costsaving assembly
Suitable for assembly in metal plated plastic housings
-All single elements are already wired
-Plug removal necessary for fuse-link replacement
The fuse drawer "Fingergrip" can be removed by hand
For added safety "Extra-Safe" fuse drawers are available
Fuse drawer meets requirements of medical standard IEC/EN 60601-1
The fuseholder is accessible from the equipment front
-Qualified for use in equipment according IEC/EN 60950

Part No.	Product No.	Manufacturer	Description	Current (Amp)	Vol.
45525	4301.5203	SCHURTER	EMI Filter	2A	250Vac

Part No.	Product No.	Description	Current (Amp)	Vol.
41793	CW1B-03A-T	AC Series EMI Power Line Filter	3A	250V
41790	CW1B-06A-T	AC Series EMI Power Line Filter	6A	250V

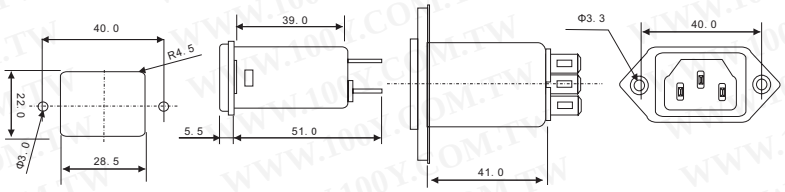

SPECIFICATION
1. Max. Leakage current (each)
Line to ground: 115V AC 60Hz 0.25mA
Line to ground: 250V AC 50Hz 0.45mA
2. Hipot rating (one minute)
Line to ground: 2250V DC
Line to line: 145 V DC
3. Power line frequency: 50/60Hz
4. Rated voltage: 115/250V AC
5. Operating temp: -25~85℃

Part No.	Product No.	Description	Current (Amp)	Vol.
39186	CW1D-06A-T(51)	AC Series EMI Power Line Filter	6A	250V
39451	CW1D-06A-T(52)	AC Series EMI Power Line Filter	6A	250V
42912	CW1D-10A-T	AC Series EMI Power Line Filter	10A	115/250V

Specifications:
- Rated Voltage:115/250 VAC
- Power Line Frequency:50/60 Hz
- Rated Current:1, 2, 3, and 6 Amps.
- Maximum Leakage Current:Line-to-Ground
  @ 115 VAC 60 Hz 0.5 mA
  @ 250 VAC 50 Hz 1.0 mA
- Test Voltage:Line-to-Ground:2250 VDC, one minute.
  Line-to-Line:1450 VDC, one minute.

Introduction:
The AB and AC series RFI/EMI power line filters are designed for general purpose to reduce line-to-ground (common mode) interference.They are compact, with IEC power line connector, and can be easily mounted on the panel of instruments.These filters meet low leakage requirements while operating on AC lines of 115 to 250 volts 50/60Hz,and are available in current ratings of 1, 3, and 6 amps.Safety and construction are in compliance with UL, CSA, VDE, NEMKO, SEV,SETI, SEMKO, and DEMKO.

Part No.	Product No.	Description	Current (Amp)	Vol.
4254	EMI-03AC1	AC Series EMI Power Line Filter	3A	115/250V

Part No.	Product No.	Manufacturer	Description	Current (Amp)	Vol.
49743	FN2060-30-08	Schaffner	Multi-stage general purpose EMI filter	30A	250Vac

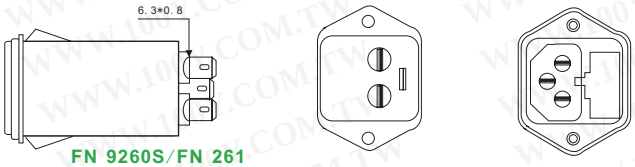

FN 9260S/FN 261

Part No.	Product No.	Manufacturer	Description	Current (Amp)	Vol.
49727	FN261-10-06	Schaffner	General purpose power entry module with fuses(Inlet+1 Fuse)	10A	250Vac
49724	FN261-2-06	Schaffner	General purpose power entry module with fuses(Inlet+1 Fuse)	2A	250Vac
49725	FN261-4-06	Schaffner	General purpose power entry module with fuses(Inlet+1 Fuse)	4A	250Vac
49726	FN261-6-06	Schaffner	General purpose power entry module with fuses(Inlet+1 Fuse)	6A	250Vac

Inductors & Filters

IEC Inlet Filters

Detailed product specifications are available on: us. 100y. com. tw

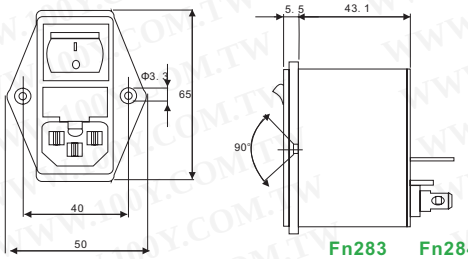

Fn283 Fn284

Part No.	Product No.	Manufacturer	Description	Current (Amp)	Vol.
49728	FN283-2-06	Schaffner	Compact filtered power entry module(Inlet+Switch+1 Fuse)	2A	250Vac
49729	FN283-4-06	Schaffner	Compact filtered power entry module(Inlet+Switch+1 Fuse)	4A	250Vac
49730	FN283-6-06	Schaffner	Compact filtered power entry module(Inlet+Switch+1 Fuse)	6A	250Vac
49735	FN284-2-06	Schaffner	Compact filtered power entry module(Inlet+Switch+2 Fuses)	2A	250Vac
49736	FN284-4-06	Schaffner	Compact filtered power entry module(Inlet+Switch+2 Fuses)	4A	250Vac
49737	FN284-6-06	Schaffner	Compact filtered power entry module(Inlet+Switch+2 Fuses)	6A	250Vac

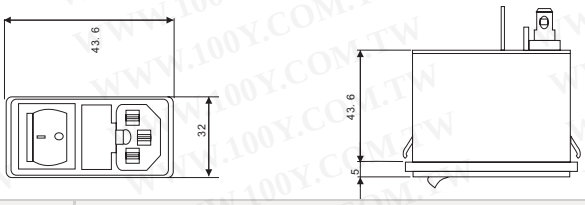

Part No.	Product No.	Manufacturer	Description	Current (Amp)	Vol.
50255	FN286-6-06	Schaffner	Compact filtered power entry module(Inlet+Switch+2 Fuses)	6A	250Vac

SPECIFICATION

Max continal working temperature	250VAC, 50/60Hz
Working frequency	DC-400Hz
Rating current	1-10A(Max 40°C)
Gas crack	>3mm, according EN60601-1
Defend grade	IP40, According IEC60529
Temperature range(working or storage)	-25°C-+85°C(25/85/21)

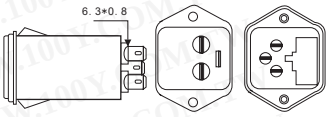

FN 9260S/FN 261

Part No.	Product No.	Manufacturer	Description	Current (Amp)	Vol.
49723	FN9260-10-06	Schaffner	General purpose power entry module with fuses(Inlet+2 Fuses)	10A	250Vac
49718	FN9260-2-06	Schaffner	General purpose power entry module with fuses(Inlet+2 Fuses)	2A	250Vac
49721	FN9260-4-06	Schaffner	General purpose power entry module with fuses(Inlet+2 Fuses)	4A	250Vac
49722	FN9260-6-06	Schaffner	General purpose power entry module with fuses(Inlet+2 Fuses)	6A	250Vac

Part No.	Product No.	Description	Current (Amp)	Vol.
28167	PS0SXDS3A	FILTERS	3A	120V/1250V

Chassis Mounting Filters

Detailed product specifications are available on: us. 100y. com. tw

Characters

1.Maximum leakage current
line-to-ground
@ 115VAC 60Hz: 0.25mA
1. 0mA(100000pF)
@ 250VAC 50Hz: 0.45mA
2. 0mA(100000pF)

2.DIELECTRIC STRENGTH(One minute)
line-to-ground:2250VDC
DCline-to-line:1450VDC

1. Operating frequency:50/60Hz
2. Rating voltage:115/250VAC

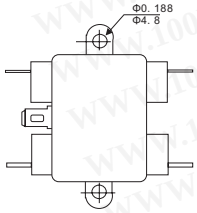

Part No.	Product No.	Manufacturer	Description	Rated Vol.	Current (Amp)
48806	10DBAG5-STD	DELTA	AC Series EMI Power Line Filter	115/250VAC	10A

TEL: Taiwan:886-3-5753170
FAX: Taiwan:886-3-5753172
E-mail: Taiwan:us_ sale@100y.com.tw
Shenzhen:86-755-83298787
Shenzhen:86-755-83640655
Shenzhen:100y@163. com
Shanghai:86-21-54151736
Shanghai:86-21-64605107
Shanghai:100y-1@163. com

Inductors & Filters

Chassis Mounting Filters

Detailed product specifications are available on: us. 100y. com. tw

Character

1. Maximum leakage current line-to-ground
   @ 115VAC 60Hz: 0.25mA
   @ 250VAC 50Hz: 0.45mA
2. Hipot rating (one minute)
   line-to-ground:2250VDC
   DCline-to-line:1450VDC
3. Power line frequency: 50/60HZ
4. Rating voltage: 115/250VAC

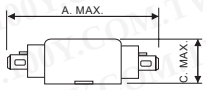

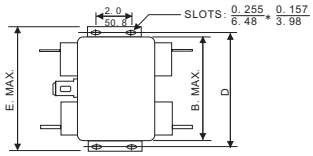

Part No.	Product No.	Manufacturer	Description	Rated Vol.	Current (Amp)
48737	20DRGG5	DELTA	IEC INLET FILTERS	115/250V	20A

ELECTRICAL CHARACTERISTICS:
Voltage rating: 115/250VAC
Current rating:
A. AT 115VAC: 10 A RMS Max.
B. AT 250VAC: 10 A RMS Max.
Operating frequency: 50/60 Hz
Leakage current: each line to ground
A. @115VAC 60Hz: 0. 25 mA Max
B. @250VAC 50Hz: 0. 45 mA Max.

HiPOT RATING (FOR ONE MINUTE)
A: LINE TO GROUND: 2250VDC
B: LINE TO LINE: 1450VDC
Temperature range: -25 to +100 degree C
Minimum insertion loss IN dB: (AT 50 OHM SYSTEM)

Part No.	Product No.	Manufacturer	Description	Rated Vol.	Current (Amp)
50477	10DBAW5	DELTA	DB Series GENERAL PURPOSE FILTER	115/250VAC	10A

CW3-03A-T

CW3-10A-T

Character:
1. Maximum leakage current line-to-ground
   @ 115VAC 60Hz: 0.25mA
   @ 250VAC 50Hz: 0.45mA
2. Hipot rating (one minute)
   line-to-ground:2250VDC
   DCline-to-line:1450VDC
3. Power line frequency: 50/60HZ
4. Rating voltage: 115/250VAC
5. Operating temperature: -25~85°C

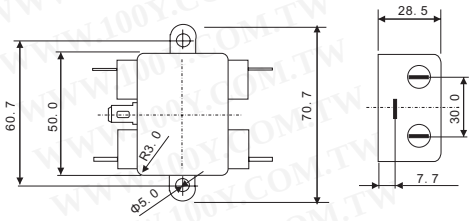

Part No.	Product No.	Description	Rated Vol.	Current (Amp)
40099	CW3-03A-T	AC Series EMI Power Line Filter	115/250V	3A
40941	CW3-10A-T	AC Series EMI Power Line Filter	115/250V	10A

Character:
1. Maximum leakage current line-to-ground
   @ 115VAC 60Hz: 0.25mA
   @ 250VAC 50Hz: 0.45mA
2. Hipot rating (one minute)
   line-to-ground:2250VDC
   DCline-to-line:1450VDC
3. Power line frequency: 50/60HZ
4. Rating voltage: 115/250VAC
5. Operating temperature: -25~85°C

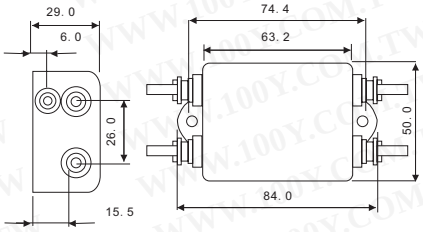

Part No.	Product No.	Description	Rated Vol.	Current (Amp)
41749	CW4L2-06A-T	AC Series EMI Power Line Filter	115/500V	6A
43158	CW4L2-10A-T	AC Series EMI Power Line Filter	115/500V	10A

EMI-01BA1

EMI-20CA5

Specifications:
- Rated Voltage:115/250 VAC
- Power Line Frequency:50/60 Hz
- Rated Current:1, 2, 3, 5, 10, and 20 Amps.
- Maximum Leakage Current:Line-to-Ground
  @ 115 VAC 60 Hz 0.5 mA
  @ 250 VAC 50 Hz 1.0 mA
- Test Voltage:Line-to-Ground:2250 VDC, one minute.
  Line-to-Line:1450 VDC, one minute.

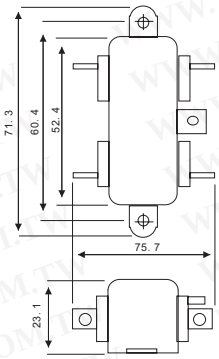

EMI-01BA1

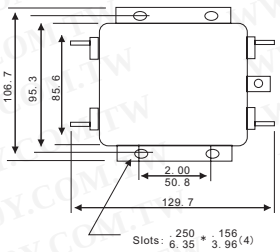

EMI-20CA5

Fastons: 250 / 6.35 (5) Holes: 07 / 1.8 Dia.

Part No.	Product No.	Description	Rated Vol.	Current (Amp)
6505	EMI-01BA1	AC Series EMI Power Line Filter	115/250Vac	1A
5018	EMI-20CA5	AC Series EMI Power Line Filter	115/250V	20A

TEL: Taiwan: 886-3-5753170
FAX: Taiwan: 886-3-5753172
E-mail: Taiwan: us_ sale@100y.com.tw
Shenzhen: 86-755-83298787
Shenzhen: 86-755-83640655
Shenzhen: 100y@163. com
Shanghai: 86-21-54151736
Shanghai: 86-21-64605107
Shanghai: 100y-1@163. com

Inductors & Filters

Chassis Mounting Filters

Detailed product specifications are available on: us. 100y. com. tw

FN2060-16-06

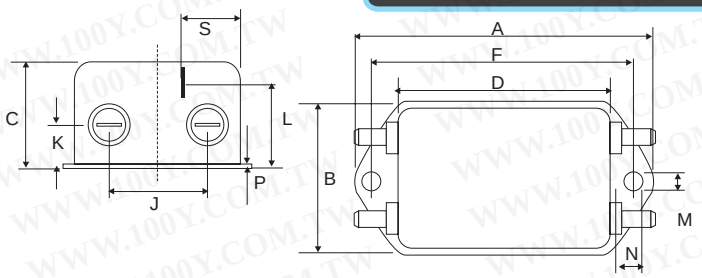

A	85
B	54
C	40. 3
D	64. 8
F	75
J	27
K	12. 3/8. 3^{S}
L	29. 8
M	5. 3
N	6. 3
P	0. 7
S	11. 4/34. 9^{S}

Part No.	Product No.	Manufacturer	Description	Rated Vol.	Current (Amp)
49739	FN2060-16-06	Schaffner	Multi-stage general purpose EMI filter	250Vac	16A

FN2060-20-06

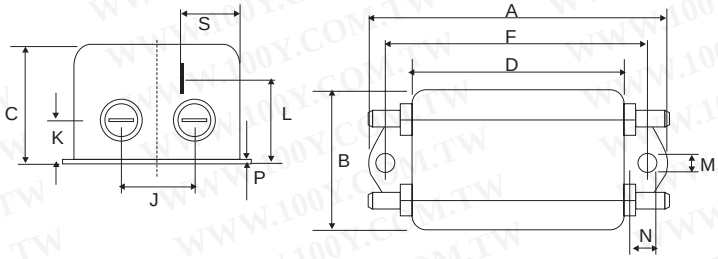

A	113. 5
B	57. 5
C	45. 4±1. 2
D	94
F	103
J	25
K	12. 4
L	32. 4
M	4. 4
N	6
P	0. 9
S	15. 5

Part No.	Product No.	Manufacturer	Description	Rated Vol.	Current (Amp)
49742	FN2060-20-06	Schaffner	Multi-stage general purpose EMI filter	250Vac	20A

YK10T1

Part No.	Product No.	Manufacturer	Description	Rated Vol.	Current (Amp)
48805	YK10T1	YUNPEN	AC Series EMI Power Line Filter	125/250V	10A

ZCB2206-11

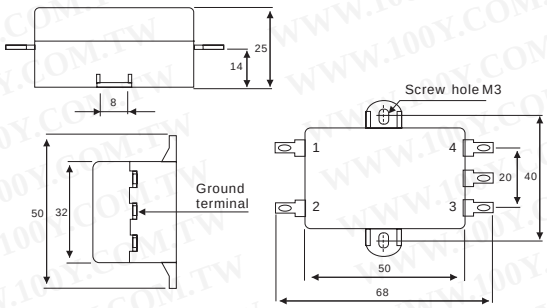

FEATURES:

- The ZCB-11 and ZCB-M series EMC filters exhibit outstanding attenuation characteristics with respect to both differential mode and common mode noise components in the MF and HF bands.
- Leakage current is maintained at less than 0.5mA for the ZCB-M series and less than 0.75mA for the ZCB-11 series.
- Efficient manufacturing makes these filters highly cost-effective.
- Connection terminals employing Faston® #110 facilitate implementation and maintenance.
- It is a product conforming to RoHS directive.

Part No.	Product No.	Manufacturer	Description	Rated Vol.	Current (Amp)
40040	ZCB2206-11	TDK	EMC Filter for AC Power Line	250V	6A

FEATURES:

- The ZRGT-M series EMC filters are highly effective at preventing both the radiation and penetration of EMC noise. The parts are, therefore, highly immune to extem-ally generated noise and do not, thems-elves, serve as sources of radiated noise.

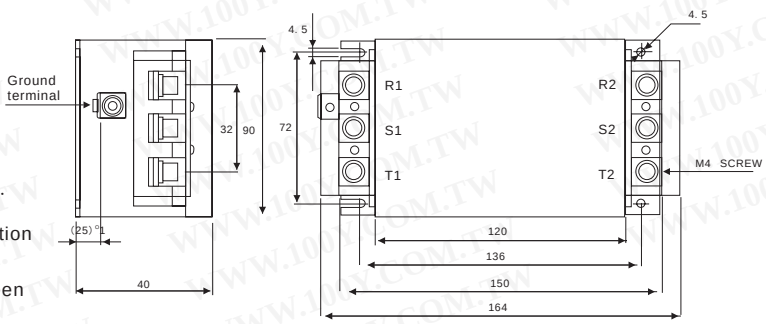

- For the CISPR frequency band, this product provides superior attenuation for both differential mode and common mode noise components
- Withstand voltage is AC.1250V between the lines and AC.2000V between line and ground
- Single-direction block terminal design simplifies wiring requirement, thereby improving workflow

TEL: Taiwan: 886-3-5753170
FAX: Taiwan: 886-3-5753172
E-mail: Taiwan: us_ sale@100y.com.tw
Shenzhen: 86-755-83298787
Shenzhen: 86-755-83640655
Shenzhen: 100y@163. com
Shanghai: 86-21-54151736
Shanghai: 86-21-64605107
Shanghai: 100y-1@163. com

Inductors & Filters

Chassis Mounting Filters

Detailed product specifications are available on: us. 100y. com. tw

FEATURES

- Leakage current is maintained at less than 1mA.
- It is a product conforming to RoHS directive.

APPLICATIONS

Computers, hard disk drives, electronic exchange devices, NC control devices, inverters for motors, etc

Part No.	Product No.	Manufacturer	Description	Rated Vol.	Current (Amp)
40039	ZRGT2210-M	TDK	EMC Filters for AC Power Line	1250V/2000V	10A

Current-compensated chokes

Detailed product specifications are available on: us. 100y. com. tw

Environmental ratings

Maximum operating voltage: 250V at 40˚C
High potential test voltage
winding-to-winding at 25˚C: 1500VAC, 1 minute, guaranteed
1500V, 50Hz, 2 sec, factory test
winding-to-housing at 25˚C: 4000VAC, 1 minute, guaranteed
Surge current at 10msec: 20 x $I_{nominalat}$ 25˚C
Power operating frequency: DC to 1kHz at 40°C
Operating temperature: -40ºC to +125˚C
Storage temperature: -40ºC to +125˚C
Climatic class per IEC 68: 40/125/56
Flammability: UL94V0

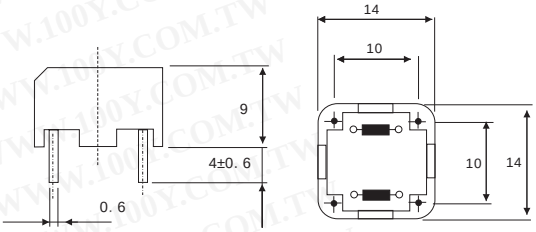

Part No.	Product No.	Manufacturer	Description	Rated Vol.	Current (Amp)
49752	RN102-1/02	Schaffner	RN series Current-compensated chokes	250Vac	1A
49753	RN102-2/02	Schaffner	RN series Current-compensated chokes	250Vac	2A

Environmental ratings

Maximum operating voltage: 250V at 40˚C
High potential test voltage
winding-to-winding at 25˚C: 1500VAC, 1 minute, guaranteed
1500V, 50Hz, 2 sec, factory test
winding-to-housing at 25˚C: 4000VAC, 1 minute, guaranteed
Surge current at 10msec: 20 x $I_{nominal}$ at 25˚C
Power operating frequency: DC to 1kHz at 40°C
Operating temperature: -40ºC to +125˚C
Storage temperature: -40ºC to +125˚C
Climatic class per IEC 68: 40/125/56
Flammability: UL94V0

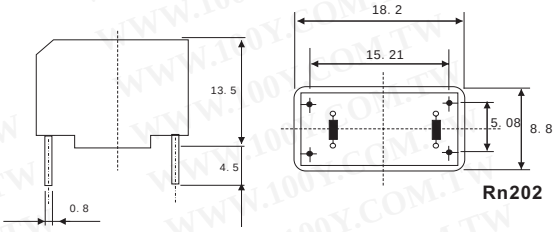

Part No.	Product No.	Manufacturer	Description	Rated Vol.	Current (Amp)
49748	RN202-1/02	Schaffner	RN series Current-compensated chokes	250Vac	1A
49749	RN202-2/02	Schaffner	RN series Current-compensated chokes	250Vac	2A

Environmental ratings

Maximum operating voltage: 250V at 40˚C
High potential test voltage
winding-to-winding at 25˚C: 1500VAC, 1 minute, guaranteed
1500V, 50Hz, 2 sec, factory test
winding-to-housing at 25˚C: 4000VAC, 1 minute, guaranteed
Surge current at 10msec: 20 x $I_{nominal}$ at 25˚C
Power operating frequency: DC to 1kHz at 40°C
Operating temperature: -40ºC to +125˚C
Storage temperature: -40ºC to +125˚C
Climatic class per IEC 68: 40/125/56
Flammability: UL94V0

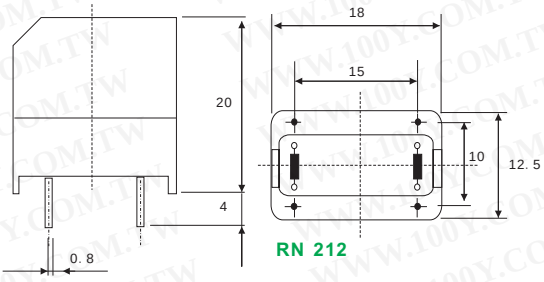

Part No.	Product No.	Manufacturer	Description	Rated Vol.	Current (Amp)
49750	RN212-1.2/02	Schaffner	RN series Current-compensated chokes	250Vac	1.2A
49751	RN212-2/02	Schaffner	RN series Current-compensated chokes	250Vac	2A

PCB Used EMI/EMC Filters

Detailed product specifications are available on: us. 100y. com. tw

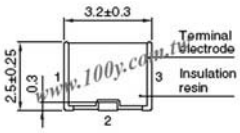

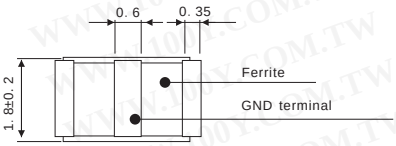

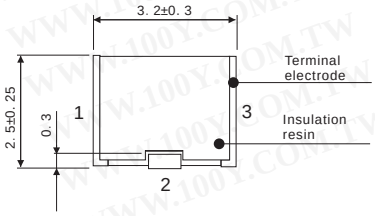

TEL: Taiwan: 886-3-5753170
FAX: Taiwan: 886-3-5753172
E-mail: Taiwan: us_ sale@100y.com.tw
Shenzhen: 86-755-83298787
Shenzhen: 86-755-83640655
Shenzhen: 100y@163. com
Shanghai: 86-21-54151736
Shanghai: 86-21-64605107
Shanghai: 100y-1@163. com

Inductors & Filters

PCB Used EMI/EMC Filters

Detailed product specifications are available on: us. 100y. com. tw

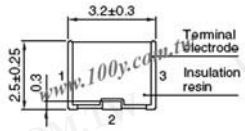

FEATURES

- The ACF series are T-type EMC filters incorporating ferrite chip beads and multilayer ceramic chip capacitors.
- The external structure consists entirely of ferrite, enabling these parts to achieve superior attenuation characteristics despite their extremely compact dimensions.
- Because they can be mounted on edge, the ACF series are ideal for high-density circuit configurations.
- Available for reflow soldering.

TEMPERATURE RANGES

Operating: -25 to +85°C

PACKAGING STYLE AND QUANTITIES

Packaging style: Quantity

Taping: 1000 pieces/reel

Part No.	Product No.	Manufacturer	Description	Rated Volt.	1~3Pin current
41076	ACF321825-103-T	TDK			
41074	ACF321825-223-T	TDK			
41077	ACF321825-682-T	TDK	3-Terminal Filter for Signal Line and DC Power Line	20A	300mA

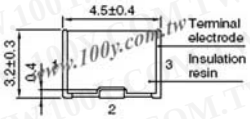

TEMPERATURE RANGES

Operating: -25 to +85°C

PACKAGING STYLE AND QUANTITIES

Packaging style: Quantity

Taping: 1000 pieces/reel

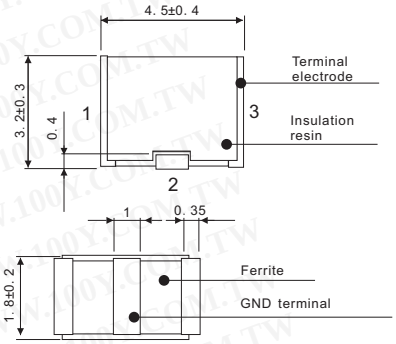

FEATURES

- The ACF series are T-type EMC filters incorporating ferrite chip beads and multilayer ceramic chip capacitors.
- The external structure consists entirely of ferrite, enabling these parts to achieve superior attenuation characteristics despite their extremely compact dimensions.
- Because they can be mounted on edge, the ACF series are ideal for high-density circuit configurations.
- Available for reflow soldering.

Part No.	Product No.	Manufacturer	Description	Rated Volt.	1~3Pin current
41072	ACF451832-153-T	TDK			
41071	ACF451832-333-T	TDK	3-Terminal Filter for Signal Line and DC Power Line	50V	300mA
41073	ACF451832-472-T	TDK	3-Terminal Filter for Signal Line and DC Power Line	50V	300mA

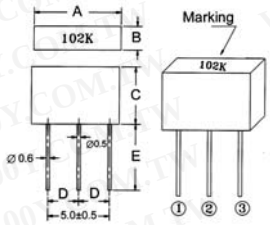

A	B	C	D	E
7. 3Max (mm)	2. 5Max (mm)	7. 0Max (mm)	2. 5Max (mm)	8. 0Max (mm)

Applications

EMI Filters are network components. It serves an excellent countermeasures against electromagnetic iterance (EMI) and provide high attenuation over a wide band frequency from 5 to 1000MHz.

Features

Filters for the capacitance range at 10 to 100,000 pF are also available, please consult "JANTEK" details.

Operating temperature range : -25°C ~+85°C

Rated voltage : 50VDC

Insulation resistance : 5,000 M Ω min

Part No.	Product No.	Description	Rated Volt.	Cap. (pF)	1~3Pin current
1766	BC-101K-B	EMI Filter	50 V	100	6Amax
1762	BC-102K-B	EMI Filter	50 V	1000	6Amax
1764	BC-103M-B	EMI Filter	50 V	10000	6Amax
1765	BC-104Z-B	EMI Filter	50V	100000	6Amax
13503	BC-223M-B	EMI Filter	50 V	22000	6Amax
47917	BC-271K-B	EMI Filter	50 V	270	6Amax

Technical specifications

Maximum continuous operating voltage:	250VAC, 50/60Hz
Operating frequency:	dc to 400Hz
Rated currents:	0.5 to 6.5A @ 40°C max.
High potential test voltage:	P –> E 2000VAC for 2 sec (standard types)
	P –> E 2500VAC for 2 sec (B types)
	P –> N 760VAC for 2 sec
Temperature range (operation and storage):	-25°C to +100°C (25/100/21)
Design corresponding to:	UL 1283, CSA 22.2 No. 8 1986, EN 60939
Flammability corresponding to:	UL 94V-2 or better
MTBF @ 40°C/230V (Mil-HB-217F):	1,900,000 hours

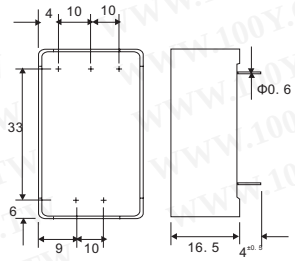

Part No.	Product No.	Manufacturer	Description	Rated Volt.	Cap. (pF)	1~3Pin current
49716	FN402-1/02	Schaffner	Low Cost PCB filter	250Vac	2200	1A
49717	FN402-2.5/02	Schaffner	Low Cost PCB filter	250Vac	2200	2.5A

Inductors & Filters

Zinc Oxide Varistor

D-07 Series Zinc Oxide Varistors

Detailed product specifications are available on: us. 100y. com. tw

FEATURES

- Wide operating voltage (V1mA) range from 8V to 1800V.
- Fast responding to transient over-voltage
- Large absorbing transient energy capability
- Low clamping ratio and no following-on current.

APPLICATION

- Transistor, diode, IC, thyristor or triac semiconductor protection
- Surge protection in consumer electronics
- Surge protection in industrial electronics
- Surge protection in electronic home applications, gas and petroleum appliances
- Relay and electromagnetic valve surge absorption

PART CODE	T MAX.	L MIN.	D MAX.	H MAX.	d ±0. 05	E ±0. 8
101K	4. 3	20	9	12	0. 6	5
220K	4. 6	20	9	12	0. 6	5
241K	4. 3	20	9	12	0. 6	5
271K	4. 5	20	9	12	0. 6	5
301K	4. 7	20	9	12	0. 6	5
431K	5. 3	20	9	12	0. 6	5

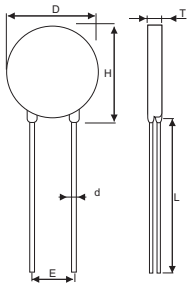

Part No.	Product No.	Description	Energy (2ms)(J)	Max. Vm(ac)	Max. Vm(dc)	Max. Clamping V/10A	Rated Watt.(W)	Varistor Volt.(VImA)
49546	BK-101KD07	METAL OXIDE VARISTOR	11.6	60	85	165	0.25W	100VImA
40712	BK-220KD07SBNL	BK_7 Series Zinc Oxide Varistors	2.4	14	18	43	0.02	22VImA±10%
42678	BK-241KD20	METAL OXIDE VARISTOR			200VDC		1W	240V
42675	BK-271KD07	METAL OXIDE VARISTOR		175VAC	225VDC		0.25W	270V
48409	BK-301KD07	METAL OXIDE VARISTOR				500v	0.025W	300VImA(270~330)
49627	BK-431KD07	METAL OXIDE VARISTOR	50.4	275	350	710	0.25W	430

FEATURES:

- Fast response
- Excellent voltage ratio
- High stabilization for circuit voltage
- Unparalleled absorption for transient voltage characteristics
- Bilateral and symmetrical V-I characteristics curve

APPLICATIONS

- Surge protection in consumer electronics
  - -industrial electronics
  - -telephone and telecommunication systems
  - -automobile equipments
  - -measuring and controller systems
  - -electronic home applications
- Absorption of switching surge from various kinds of relays and electro-magnetic valves.
- Electrostatic discharge an spike noise suppression
- Protection of various kinds of transistors, diodes, ICs, thyristors, triac semiconductors, and etc

Part No.	Product No.	Description	Energy (2ms)(J)	Max. Vm(ac)	Max. Vm(dc)	Max. Clamping V/10A	Rated Watt.(W)	Varistor Volt.(VImA)
41526	CNR-07D151K	METAL OXIDE VARISTOR	9.7	95V	125V	250V	0.25W	150Vdc
41527	CNR-07D180K	METAL OXIDE VARISTOR	0.9	11V	14V	42V	0.02W	18Vdc
41528	CNR-07D181K	METAL OXIDE VARISTOR	11.7	115V	150V	300V	0.25W	180Vdc
41529	CNR-07D201K	METAL OXIDE VARISTOR	13.0	130V	170V	340V	0.25W	200Vdc
41530	CNR-07D220K	METAL OXIDE VARISTOR	1.1	14V	18V	47V	0.02W	22Vdc
41531	CNR-07D271K	METAL OXIDE VARISTOR	18.0	175V	225V	455V	0.25W	270Vdc
41533	CNR-07D331K	METAL OXIDE VARISTOR	25.0	210V	275V	550V	0.25W	330Vdc
41534	CNR-07D361K	METAL OXIDE VARISTOR	25.0	230V	230V	595V	0.25W	230Vdc
41540	CNR-07D431K	METAL OXIDE VARISTOR	28.0	275V	350V	710V	0.25W	430Vdc
41542	CNR-07D431K	METAL OXIDE VARISTOR	2.5	30V	38V	52V	0.02W	423Vdc
41543	CNR-07D471K	METAL OXIDE VARISTOR	30.0	300V	385V	775V	0.25W	470Vdc
41544	CNR-07D680K	METAL OXIDE VARISTOR	3.6	40V	56V	75V	0.02W	61vdc
41545	CNR-07D820K	METAL OXIDE VARISTOR	5.5	50V	65V	135V	0.25W	82V

SAS-560KD07

Part No.	Maximum allowable voltage		Energy		Withstanding surge current 8/20μs		Rated Wattage
	ACrmS (V)	DC (V)	8/20μS (J)	10/1000μS (J)	1 time (A)	2 time (A)	(W)
101KD07	60	85	12	12	1750	1250	0. 25
201KD07	130	170	25	25	1750	1250	0. 25
221KD07	140	180	28	28	1750	1250	0. 25
241KD07	150	200	28	28	1750	1250	0. 25
270KD07	17	22	3	3	500	250	0. 02
301KD07	190	250	35	35	1750	1250	0. 25
330KD07	20	26	4	4	500	250	0. 02
390KD07	25	31	4	4	500	250	0. 02
391KD07	250	320	46	46	1750	1250	0. 25
431KD07	275	350	50	50	1750	1250	0. 25
470KD07	30	38	5	5	500	250	0. 02
471KD07	300	385	56	56	1750	1250	0. 25
560KD07	35	45	6	6	500	250	0. 02
680KD07	40	56	7	7	500	250	0. 02
681KD07	420	560	75	75	1750	1250	0. 25

Part No.	Product No.	Manufacturer	Description	Energy (2ms)(J)	Max. Vm(ac)	Max. Vm(dc)	Max. Clamping V/10A	Rated Watt.(W)	Varistor Volt.(VImA)
4033	SAS-101KD07	SAS-MOV	SAS_D-07 Series Zinc Oxide Varistors	8.3	60	85	165	0.25	100VImA±10%

TEL: Taiwan: 886-3-5753170
FAX: Taiwan: 886-3-5753172
E-mail: Taiwan: us_ sale@100y.com.tw

Shenzhen: 86-755-83298787
Shenzhen: 86-755-83640655
Shenzhen: 100y@163. com

Shanghai: 86-21-54151736
Shanghai: 86-21-64605107
Shanghai: 100y-1@163. com

Inductors & Filters

D-07 Series Zinc Oxide Varistors

Detailed product specifications are available on: us. 100y. com. tw

Part No.	Product No.	Manufacturer	Description	Energy (2ms)(J)	Max. Vm(ac)	Max. Vm(dc)	Max. Clamping V/10A	Rated Watt.(W)	Varistor Volt.(VlmA)
4034	SAS-201KD07	SAS-MOV	SAS_D-07 Series Zinc Oxide Varistors	18.0	130	170	340	0.25	200VlmA±10%
4036	SAS-221KD07	SAS-MOV	SAS_D-07 Series Zinc Oxide Varistors	20.0	140	180	360	0.25	220VlmA±10%
4038	SAS-241KD07	SAS-MOV	SAS_D-07 Series Zinc Oxide Varistors	20.0	150	200	395	0.25	240VlmA±10%
3999	SAS-270KD07	SAS-MOV	SAS_D-07 Series Zinc Oxide Varistors	2	17	22	53	0.02	27VlmA±10%
2022	SAS-301KD07	SAS-MOV	SAS_D-07 Series Zinc Oxide Varistors	25	190	250	455	0.25	300VlmA±10%
4000	SAS-330KD07	SAS-MOV	SAS_D-07 Series Zinc Oxide Varistors	2.5	20	26	65	0.02	33VlmA±10%
13201	SAS-390KD07	SAS-MOV	SAS_D-07 Series Zinc Oxide Varistors	3	25	31	77	0.02	39(35-73)
4042	SAS-391KD07	SAS-MOV	SAS_D-07 Series Zinc Oxide Varistors	33.0	250	320	650	0.25	390V1mA±10%
4041	SAS-431KD07	SAS-MOV	SAS_D-07 Series Zinc Oxide Varistors	36.0	275	350	710	0.25	430V1mA±10%
4043	SAS-470KD07	SAS-MOV	SAS_D-07 Series Zinc Oxide Varistors	3.6	30	38	*93	0.02	47V1mA±10%
4044	SAS-471KD07	SAS-MOV	SAS_D-07 Series Zinc Oxide Varistors	40.0	300	385	775	0.25	470V1mA±10%
40554	SAS-560KD07	SAS-MOV	D-07 Series Zinc Oxide Varistors	6.0	35V	45V	110	0.02W	56
917	SAS-680KD07	SAS-MOV	SAS_D-07 Series Zinc Oxide Varistors	5.2	40	56	135	0.02	
4045	SAS-681KD07	SAS-MOV	SAS_D-07 Series Zinc Oxide Varistors	44.0	420	560	1120	0.25	680V1mA±10%

D-10 Series Zinc Oxide Varistors

Detailed product specifications are available on: us. 100y. com. tw

FEATURES

- Wide operating voltage(V1mA) range from 8V to 1800V.
- Fast responding to transient over-voltage
- Large absorbing transient energy capability
- Low clamping ratio and no following-on current.

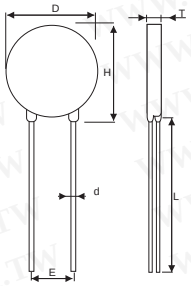

PART CODE	T MAX.	L MIN.	D MAX.	H MAX.	d ±0. 05	E ±0. 8
820K	4. 1	20	9	12	0. 6	5

APPLICATION

- Transistor, diode, IC, thyristor or triac semiconductor protection
- Surge protection in consumer electronics
- Surge protection in industrial electronics
- Surge protection in electronic home applications, gas and petroleum appliances
- Relay and electromagnetic valve surge absorption

Part No.	Product No.	Description	Energy (2ms)(J)	Rated Watt.(W)	Varistor Volt.(VlmA)
39356	BK-820KD10	D-10 series zinc oxide varistor	82V100A±10% 8200W	8200	82

FEATURES:

- Fast response
- Excellent voltage ratio
- High stabilization for circuit voltage
- Unparalleled absorption for transient voltage characteristics
- Bilateral and symmetrical V-I characteristics curve

APPLICATIONS

- Surge protection in consumer electronics
  - -industrial electronics
  - -telephone and telecommunication systems
  - -automobile equipments
  - -measuring and controller systems
  - -electronic home applications
- Absorption of switching surge from various kinds of relays and electro-magnetic valves.
- Electrostatic discharge an spike noise suppression
- Protection of various kinds of transistors, diodes, ICs, thyristors, triac semiconductors, and etc

Part No.	Product No.	Description	Energy (2ms)(J)	Max. Vm(ac)	Max. Vm(dc)	Max. Clamping V/25A	Rated Watt.(W)	Varistor Volt.(VlmA)
41551	CNR-10D12K	METAL OXIDE VARISTOR	7.8	75V	100V	200V	0.25W	120Vdc
41553	CNR-10D361K	METAL OXIDE VARISTOR	47.0	230V	230V	595V	0.40W	360Vdc
41554	CNR-10D431K	METAL OXIDE VARISTOR	65.0	275V	350V	710V	0.40W	430Vdc
41555	CNR-10D681K	METAL OXIDE VARISTOR	70.0	420V	560V	1120V	0.40W	680Vdc

SAS-681KD10

Part No.	Product No.	Manufacturer	Description	Energy (2ms)(J)	Max. Vm(ac)	Max. Vm(dc)	Max. Clamping V/25A	Rated Watt.(W)	Varistor Volt.(VlmA)
4074	SAS-101KD10	SAS-MOV	D-10 Series Zinc Oxide Varistors	13.0	60	85	165	0.4	100V1mA±10%
4093	SAS-201KD10	SAS-MOV	D-10 Series Zinc Oxide Varistors	30.0	130	170	340	0.4	200V1mA±10%
4094	SAS-220KD10	SAS-MOV	D-10 Series Zinc Oxide Varistors	3.2	14	18	*43	0.05	22VlmA±10%
1769	SAS-221KD10	SAS-MOV	D-10 Series Zinc Oxide Varistors	33.0	140	180	360	0.4	220V1mA±10%
4097	SAS-241KD10	SAS-MOV	D-10 Series Zinc Oxide Varistors	36.0	150	200	395	0.4	240VlmA±10%
4098	SAS-270KD10	SAS-MOV	D-10 Series Zinc Oxide Varistors	4.3	17	22	*53	0.05	27VlmA±10%
4100	SAS-271KD10	SAS-MOV	D-10 Series Zinc Oxide Varistors	41.0	175	225	455	0.4	270VlmA±10%
4102	SAS-301KD10	SAS-MOV	D-10 Series Zinc Oxide Varistors	45.0	190	250	500	0.4	300VlmA±10%
4104	SAS-330KD10	SAS-MOV	D-10 Series Zinc Oxide Varistors	5.3	20	26	*65	0.05	33VlmA±10%
3848	SAS-431KD10	SAS-MOV	D-10 Series Zinc Oxide Varistors	52.0	275	350	710	0.4	430VlmA±10%
4105	SAS-470KD10	SAS-MOV	D-10 Series Zinc Oxide Varistors	7.7	30	38	*93	0.05	47VlmA±10%
4107	SAS-471KD10	SAS-MOV	D-10 Series Zinc Oxide Varistors	71.0	300	385	775	0.4	470VlmA±10%
4108	SAS-680KD10	SAS-MOV	D-10 Series Zinc Oxide Varistors	11.0	40	56	*135	0.05	68VlmA±10%
2020	SAS-681KD10	SAS-MOV	D-10 Series Zinc Oxide Varistors	73	420	560	1120	0.4	680VlmA±10%

TEL: Taiwan: 886-3-5753170
FAX: Taiwan: 886-3-5753172
E-mail: Taiwan: us_ sale@100y.com.tw
Shenzhen: 86-755-83298787
Shenzhen: 86-755-83640655
Shenzhen: 100y@163. com
Shanghai: 86-21-54151736
Shanghai: 86-21-64605107
Shanghai: 100y-1@163. com

Inductors & Filters

D-14 Series Zinc Oxide Varistors

Detailed product specifications are available on: us. 100y. com. tw

FEATURES

- Wide operating voltage (V1mA) range from 8V to 1800V.
- Fast responding to transient over-voltage
- Large absorbing transient energy capability
- Low clamping ratio and no following-on current.

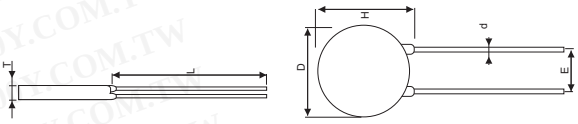

APPLICATION

- Transistor, diode, IC, thyristor or triac semiconductor protection
- Surge protection in consumer electronics
- Surge protection in industrial electronics
- Surge protection in electronic home applications, gas and petroleum appliances
- Relay and electromagnetic valve surge absorption

PART CODE	T MAX.	L MIN.	D MAX.	H MAX.	d ±0. 05	E ±0. 8
221K	4. 7	20	9	12	0. 6	5
681K	7. 1	20	9	12	0. 6	5

Part No.	Product No.	Description	Energy (2ms)(J)	Max. Vm(ac)	Max. Vm(dc)	Max. Clamping V/50A	Rated Watt.(W)	Varistor Volt.(VlmA)
43890	BK-221KD14	METAL OXIDE VARISTOR	79.8	140	180	360	0.6	220
43537	BK-681KD14	METAL OXIDE VARISTOR	168	420	560	1120	0.6	680

Part No.	Maximum allowable voltage		Energy		Withstanding surge current 8/20μs		Rated Wattage
	ACrmS (V)	DC (V)	8/20μS (J)	10/1000μS (J)	1 time (A)	2 time (A)	(W)
101KD14	60	85	35	35	6000	5000	0. 6
182KD14	1000	1465	510	510	6000	5000	0. 6
220KD14	14	18	8	8	2000	1000	0. 1
221KD14	140	180	80	80	6000	5000	0. 6
241KD14	150	200	84	84	6000	5000	0. 6
270KD14	17	22	10	10	2000	1000	0. 1
271KD14	175	225	99	99	6000	5000	0. 6
301KD14	190	250	105	105	6000	5000	0. 6
330KD14	20	26	12	12	2000	1000	0. 1
331KD14	210	275	115	115	6000	5000	0. 6
361KD14	230	300	130	130	6000	5000	0. 6
391KD14	250	320	140	140	6000	5000	0. 6
431KD14	275	350	155	155	6000	5000	0. 6
470KD14	30	38	17	17	2000	1000	0. 1
471KD14	300	385	175	175	6000	5000	0. 6
680KD14	40	56	24	24	2000	1000	0. 1
751KD14	460	615	210	210	6000	5000	0. 6

Part No.	Product No.	Manufacturer	Description	Energy (2ms)(J)	Max. Vm(ac)	Max. Vm(dc)	Max. Clamping V/50A	Rated Watt.(W)	Varistor Volt.(VlmA)
4110	SAS-101KD14	SAS-MOV	D-14 Series Zinc Oxide Varistors	24.0	60	85	165	0.6	100VlmA±10%
13448	SAS-182KD14	SAS-MOV	D-14 Series Zinc Oxide Varistors	240	1000	1465	2970	0.6	1800(620-1980)
4112	SAS-220KD14	SAS-MOV	D-14 Series Zinc Oxide Varistors	5.4	14	18	*43	0.1	22VlmA±10%
4114	SAS-241KD14	SAS-MOV	D-14 Series Zinc Oxide Varistors	59.0	150	200	395	0.6	240VlmA±10%
4115	SAS-270KD14	SAS-MOV	D-14 Series Zinc Oxide Varistors	6.9	17	22	*53	0.1	27VlmA±10%
4116	SAS-271KD14	SAS-MOV	D-14 Series Zinc Oxide Varistors	67.0	175	225	455	0.6	270VlmA±10%
4117	SAS-301KD14	SAS-MOV	D-14 Series Zinc Oxide Varistors	74.0	190	250	500	0.6	300VlmA±10%
14611	SAS-391KD14	SAS-MOV	D-14 Series Zinc Oxide Varistors	96	250	320	650	0.6	390VlmA±10%
2021	SAS-471KD14	SAS-MOV	D-14 Series Zinc Oxide Varistors	107	300	385	775	0.6	470VlmA±10%
4139	SAS-680KD14	SAS-MOV	D-14 Series Zinc Oxide Varistors	17.0	40	56	*135	0.1	68VlmA±10%
14612	SAS-751KD14	SAS-MOV	METAL OXIDE VARISTOR	145	460	615	1240	0.6	750VlmA±10%

D-20 Series Zinc Oxide Varistors

Detailed product specifications are available on: us. 100y. com. tw

Part No.	Maximum allowable voltage		Energy	Withstanding surge current 8/20μs		Rated Wattage
	ACrmS (V)	DC (V)	10/1000μS (J)	1 time (A)	2 time (A)	(W)
101KD20	60	85	42. 0	6500	4000	1. 0
102KD20	625	825	280. 0	6500	4000	1. 0
201KD20	130	170	98. 0	6500	4000	1. 0
241KD20	150	200	112. 0	6500	4000	1. 0
271KD20	175	225	126. 0	6500	4000	1. 0
331KD20	210	275	140. 0	6500	4000	1. 0
361KD20	230	300	168. 0	6500	4000	1. 0
391KD20	250	320	182. 0	6500	4000	1. 0

TEL: Taiwan: 886-3-5753170
FAX: Taiwan: 886-3-5753172
E-mail: Taiwan: us_ sale@100y.com.tw
Shenzhen: 86-755-83298787
Shenzhen: 86-755-83640655
Shenzhen: 100y@163. com
Shanghai: 86-21-54151736
Shanghai: 86-21-64605107
Shanghai: 100y-1@163. com

Inductors & Filters

D-20 Series Zinc Oxide Varistors

Detailed product specifications are available on: us. 100y. com. tw

Part No.	Maximum allowable voltage		Energy	Withstanding surge current 8/20μs		Rated Wattage
	ACrmS (V)	DC (V)	10/1000μS (J)	1 time (A)	2 time (A)	(W)
431KD20	275	350	196. 0	6500	4000	1. 0
471KD20	300	385	210. 0	6500	4000	1. 0
560KD20	35	45	19. 6	2000	1000	0. 2
561KD20	350	460	210. 0	6500	4000	1. 0
820KD20	50	65	37. 8	6500	4000	1. 0

Part No.	Product No.	Manufacturer	Description	Energy (2ms)(J)	Max. Vm(ac)	Max. Vm(dc)	Max. Clamping V/100A	Rated Watt.(W)	Varistor Volt.(VlmA)
4032	SAS-101KD20	SAS-MOV	D-20 Series Zinc Oxide Varistors	30	60	85	165	1.0	100VlmA±10%
14208	SAS-102KD20	SAS-MOV	D-20 Series Zinc Oxide Varistors	200	625V	825V	1650V	1W	900-1100V
4030	SAS-201KD20	SAS-MOV	D-20 Series Zinc Oxide Varistors	70	130	170	340	1.0	200VlmA±10%
4029	SAS-241KD20	SAS-MOV	D-20 Series Zinc Oxide Varistors	80	150	200	395	1.0	240VlmA±10%
4028	SAS-271KD20	SAS-MOV	D-20 Series Zinc Oxide Varistors	90	175	225	455	1.0	270VlmA±10%
4025	SAS-331KD20	SAS-MOV	D-20 Series Zinc Oxide Varistors	100	210	275	550	1.0	330VlmA±10%
4027	SAS-361KD20	SAS-MOV	D-20 Series Zinc Oxide Varistors	120	230	300	595	1.0	360VlmA±10%
14210	SAS-391KD20	SAS-MOV	D-20 Series Zinc Oxide Varistors	130	250	320	650	1	390
4024	SAS-431KD20	SAS-MOV	D-20 Series Zinc Oxide Varistors	140	275	350	710	1.0	430V1mA±10%
4026	SAS-471KD20	SAS-MOV	D-20 Series Zinc Oxide Varistors	150	300	385	775	1.0	470VlmA±10%
17113	SAS-560KD20	SAS-MOV	D-20 Series Zinc Oxide Varistors	14.0	35	45	110	0.2W	56
17133	SAS-561KD20	SAS-MOV	D-20 Series Zinc Oxide Varistors	150	350	460	920	1W	560
13675	SAS-82KD20	SAS-MOV	D-20 Series Zinc Oxide Varistors	6500A	50V	65V	135V	1W	82(74-90)

TNR G-Series Zinc Oxide Varistors

Detailed product specifications are available on: us. 100y. com. tw

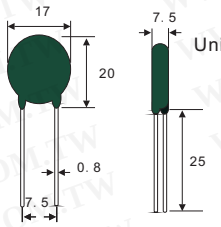

CHARACTERISTICS

- Standard atmospheric conditions
  Unless otherwise specified the standard atmospheric conditions for making measurement is as follows
  Ambient temeprature: 20±15°C
  Relative humidity: 65±20%RH
  If there is any doubt about the results, measurement shall be made within the following limits.
  Ambient temperature: 20±5°C
  Relative humidity: 65±20%RH
- Operating temperature range
  minimum operating temperature: -40°C to +85°C
- Storage temperature range
  minimum storage temperature: -50°C to +125°C

Part No.	Product No.	Manufacturer	Description	Max. Vm(ac)	Max. Vm(dc)	Energy (2ms)(J)	Rated Watt.(W)	Max. Clamping V/A	Varistor Volt.(VlmA)
50617	TNR12G101K	NIPPON CHEMI-CON	Metal_Oxide_Varistors_TNR_G	60Vac	85Vdc	10J	0.4W	165V/25A	100V
50612	TNR12G220K	NIPPON CHEMI-CON	Metal_Oxide_Varistors_TNR_G	14Vac	18Vdc	2.5J	0.05W	43V/5A	22V
50618	TNR12G221K	NIPPON CHEMI-CON	Metal_Oxide_Varistors_TNR_G	140Vac	180Vdc	25J	0.4W	360V/25A	220V
50619	TNR12G241K	NIPPON CHEMI-CON	Metal_Oxide_Varistors_TNR_G	150Vac	200Vdc	25J	0.4W	390V/25A	240V
50620	TNR12G271K	NIPPON CHEMI-CON	Metal_Oxide_Varistors_TNR_G	175Vac	225Vdc	30J	0.4W	440V/25A	270V
50613	TNR12G330K	NIPPON CHEMI-CON	Metal_Oxide_Varistors_TNR_G	20Vac	26Vdc	3.0J	1.5W	65V/5A	33V
50621	TNR12G331K	NIPPON CHEMI-CON	Metal_Oxide_Varistors_TNR_G	210Vac	270Vdc	35J	0.4W	540V/25A	330V
50614	TNR12G390K	NIPPON CHEMI-CON	Metal_Oxide_Varistors_TNR_G	25Vac	30Vdc	3.5J	0.05W	77V/5A	39V
50622	TNR12G391K	NIPPON CHEMI-CON	Metal_Oxide_Varistors_TNR_G	250Vac	320Vdc	40J	0.4W	640V/25A	390V
50623	TNR12G431K	NIPPON CHEMI-CON	Metal_Oxide_Varistors_TNR_G	275Vac	350Vdc	45J	0.4W	700V/25A	430V
50624	TNR12G471K	NIPPON CHEMI-CON	Metal_Oxide_Varistors_TNR_G	300Vac	385Vdc	45J	0.4W	765V/25A	470V
50615	TNR12G560K	NIPPON CHEMI-CON	Metal_Oxide_Varistors_TNR_G	35Vac	44Vdc	5.5J	0.05W	110V/5A	56V
50616	TNR12G820K	NIPPON CHEMI-CON	Metal_Oxide_Varistors_TNR_G	50Vac	65Vdc	8J	0.4W	135V/25A	82V
50576	TNR15G101K	NIPPON CHEMI-CON	Metal_Oxide_Varistors_TNR_G	60Vac	85Vdc	20J	0.6W	165V/50A	100V
50593	TNR15G102K	NIPPON CHEMI-CON	Metal_Oxide_Varistors_TNR_G	625Vac	825Vdc	130J	0.6W	1630V/50A	1000V
50577	TNR15G121K	NIPPON CHEMI-CON	Metal_Oxide_Varistors_TNR_G	75Vac	100Vdc	20J	0.6W	195V/50A	120V
50594	TNR15G122K	NIPPON CHEMI-CON	Metal_Oxide_Varistors_TNR_G	720Vac	980Vdc	150J	0.6W	1950V/50A	1200V
50568	TNR15G150K	NIPPON CHEMI-CON	Metal_Oxide_Varistors_TNR_G	8Vac	12Vdc	5J	0.1W	30V/10A	15V
50578	TNR15G151K	NIPPON CHEMI-CON	Metal_Oxide_Varistors_TNR_G	95Vac	125Vdc	25J	0.6W	245V/50A	150V
50579	TNR15G181K	NIPPON CHEMI-CON	Metal_Oxide_Varistors_TNR_G	110Vac	145Vdc	30J	0.6W	295V/50A	180V
50595	TNR15G182K	NIPPON CHEMI-CON	Metal_Oxide_Varistors_TNR_G	1000Vac	1465Vdc	170J	0.6W	2970V/50A	1800V
50580	TNR15G201K	NIPPON CHEMI-CON	Metal_Oxide_Varistors_TNR_G	130Vac	170Vdc	35J	0.6W	330V/50A	200V
50569	TNR15G220K	NIPPON CHEMI-CON	Metal_Oxide_Varistors_TNR_G	14Vac	18Vdc	5J	0.1W	43V/10A	22V
50581	TNR15G221K	NIPPON CHEMI-CON	Metal_Oxide_Varistors_TNR_G	140Vac	180Vdc	40J	0.6W	360V/50A	220V
50310	TNR15G241K	NIPPON CHEMI-CON	Metal_Oxide_Varistors_TNR_G	150VACrms	200VDC	45J	0.6W	390V/50A	240
50570	TNR15G270K	NIPPON CHEMI-CON	Metal_Oxide_Varistors_TNR_G	17Vac	22Vdc	5J	0.1W	53V/10A	27V
50582	TNR15G271K	NIPPON CHEMI-CON	Metal_Oxide_Varistors_TNR_G	175Vac	225Vdc	50J	0.6W	440V/50A	270V

TEL: Taiwan: 886-3-5753170
FAX: Taiwan: 886-3-5753172
E-mail: Taiwan: us_ sale@100y.com.tw
Shenzhen: 86-755-83298787
Shenzhen: 86-755-83640655
Shenzhen: 100y@163. com
Shanghai: 86-21-54151736
Shanghai: 86-21-64605107
Shanghai: 100y-1@163. com

Inductors & Filters

TNR G-Series Zinc Oxide Varistors

Detailed product specifications are available on: us. 100y. com. tw

Part No.	Product No.	Manufacturer	Description	Max. Vm(ac)	Max. Vm(dc)	Energy (2ms)(J)	Rated Watt.(W)	Max. Clamping V/A	Varistor Volt.(VlmA)
50571	TNR15G330K	NIPPON CHEMI-CON	Metal_Oxide_Varistors_TNR_G	20Vac	26Vdc	6J	0.1W	65V/10A	33V
50585	TNR15G331K	NIPPON CHEMI-CON	Metal_Oxide_Varistors_TNR_G	210Vac	270Vdc	60J	0.6W	540V/50A	330V
50584	TNR15G361K	NIPPON CHEMI-CON	Metal_Oxide_Varistors_TNR_G	230Vac	300Vdc	65J	0.6W	590V/50A	360V
50572	TNR15G390K	NIPPON CHEMI-CON	Metal_Oxide_Varistors_TNR_G	25Vac	30Vdc	10J	0.1W	77V/10A	39V
16684	TNR15G391K	NIPPON CHEMI-CON	Metal_Oxide_Varistors_TNR_G	250Vac	320Vdc	70J	0.6W	640V/50A	390V
50586	TNR15G431K	NIPPON CHEMI-CON	Metal_Oxide_Varistors_TNR_G	275Vac	350Vdc	75J	0.6W	700V/50A	430V
50573	TNR15G470K	NIPPON CHEMI-CON	Metal_Oxide_Varistors_TNR_G	30Vac	37Vdc	10J	0.1W	93V/10A	47V
50588	TNR15G471K	NIPPON CHEMI-CON	Metal_Oxide_Varistors_TNR_G	300Vac	385Vdc	80J	0.6W	765V/50A	470V
50590	TNR15G561K	NIPPON CHEMI-CON	Metal_Oxide_Varistors_TNR_G	350Vac	460Vdc	85J	0.6W	910V/50A	560V
50591	TNR15G681K	NIPPON CHEMI-CON	Metal_Oxide_Varistors_TNR_G	420Vac	560Vdc	90J	0.6W	1110V/50A	680V
50575	TNR15G820K	NIPPON CHEMI-CON	Metal_Oxide_Varistors_TNR_G	50Vac	65Vdc	15J	0.6W	135V/50A	82V
50592	TNR15G821K	NIPPON CHEMI-CON	Metal_Oxide_Varistors_TNR_G	510Vac	670Vdc	110J	0.6W	1340V/50A	820V
50610	TNR23G102K	NIPPON CHEMI-CON	Metal_Oxide_Varistors_TNR_G	625Vac	825Vdc	230J	1.5W	1630V/100A	1000V
50600	TNR23G121K	NIPPON CHEMI-CON	Metal_Oxide_Varistors_TNR_G	75Vac	100Vdc	40J	1.0W	195V/100A	120V
50601	TNR23G181K	NIPPON CHEMI-CON	Metal_Oxide_Varistors_TNR_G	110Vac	145Vdc	60J	1.0W	295V/100A	180V
50611	TNR23G182K	NIPPON CHEMI-CON	Metal_Oxide_Varistors_TNR_G	1000Vac	1465Vdc	400J	1.5W	2970V/100A	1800V
50602	TNR23G201K	NIPPON CHEMI-CON	Metal_Oxide_Varistors_TNR_G	130Vac	170Vdc	70J	1.0W	330V/100A	200V
50598	TNR23G220K	NIPPON CHEMI-CON	Metal_Oxide_Varistors_TNR_G	14Vac	18Vdc	13J	0.2W	43V/20A	22V
50603	TNR23G221K	NIPPON CHEMI-CON	Metal_Oxide_Varistors_TNR_G	140Vac	180Vdc	75J	1.0W	360V/100A	220V
50604	TNR23G271K	NIPPON CHEMI-CON	Metal_Oxide_Varistors_TNR_G	175Vac	225Vdc	90J	1.0W	440V/100A	270V
50605	TNR23G431K	NIPPON CHEMI-CON	Metal_Oxide_Varistors_TNR_G	275Vac	350Vdc	140J	1.0W	700V/100A	430V
50599	TNR23G470K	NIPPON CHEMI-CON	Metal_Oxide_Varistors_TNR_G	30Vac	37Vdc	30J	0.2W	93V/20A	47V
50606	TNR23G471K	NIPPON CHEMI-CON	Metal_Oxide_Varistors_TNR_G	300Vac	385Vdc	150J	1.0W	765V/100A	470V
50607	TNR23G561K	NIPPON CHEMI-CON	Metal_Oxide_Varistors_TNR_G	350Vac	460Vdc	150J	1.5W	910V/100A	560V
50608	TNR23G681K	NIPPON CHEMI-CON	Metal_Oxide_Varistors_TNR_G	420Vac	560Vdc	160J	1.5W	1110V/100A	680V
50609	TNR23G821K	NIPPON CHEMI-CON	Metal_Oxide_Varistors_TNR_G	510Vac	670Vdc	190J	1.5W	1340V/100A	820V
50491	TNR7G471K	NIPPON CHEMI-CON	Metal_Oxide_Varistors_TNR_G	300VAC Vrms	385VDC	10J	0.1W	810V/5A	470
50640	TNR9G101K	NIPPON CHEMI-CON	Metal_Oxide_Varistors_TNR_G	60Vac	85Vdc	4J	0.2W	165V/10A	100V
50641	TNR9G121K	NIPPON CHEMI-CON	Metal_Oxide_Varistors_TNR_G	75Vac	100Vdc	5J	0.2W	195V/10A	120V
50625	TNR9G150K	NIPPON CHEMI-CON	Metal_Oxide_Varistors_TNR_G	8Vac	12Vdc	0.6J	0.02W	30V/2A	15V
50642	TNR9G151K	NIPPON CHEMI-CON	Metal_Oxide_Varistors_TNR_G	95Vac	125Vdc	6J	0.2W	245V/10A	150V
50626	TNR9G180K	NIPPON CHEMI-CON	Metal_Oxide_Varistors_TNR_G	10Vac	14Vdc	0.8J	0.02W	35V/2A	18V
50643	TNR9G181K	NIPPON CHEMI-CON	Metal_Oxide_Varistors_TNR_G	110Vac	145Vdc	8J	0.2W	295V/10A	180V
50644	TNR9G201K	NIPPON CHEMI-CON	Metal_Oxide_Varistors_TNR_G	130Vac	170Vdc	10J	0.2W	330V/10A	200V
50632	TNR9G220K	NIPPON CHEMI-CON	Metal_Oxide_Varistors_TNR_G	14Vac	18Vdc	1.0J	0.02W	43V/2A	22V
50645	TNR9G221K	NIPPON CHEMI-CON	Metal_Oxide_Varistors_TNR_G	140Vac	180Vdc	10J	0.2W	360V/10A	220V
50646	TNR9G241K	NIPPON CHEMI-CON	Metal_Oxide_Varistors_TNR_G	150Vac	200Vdc	10J	0.2W	390V/10A	240V
50633	TNR9G270K	NIPPON CHEMI-CON	Metal_Oxide_Varistors_TNR_G	17Vac	22Vdc	1.0J	0.02W	53V/2A	18V
50647	TNR9G271K	NIPPON CHEMI-CON	Metal_Oxide_Varistors_TNR_G	175Vac	225Vdc	12J	0.2W	440V/10A	270V
50634	TNR9G330K	NIPPON CHEMI-CON	Metal_Oxide_Varistors_TNR_G	20Vac	26Vdc	1.2J	0.02W	65V/2A	33V
50648	TNR9G331K	NIPPON CHEMI-CON	Metal_Oxide_Varistors_TNR_G	210Vac	270Vdc	15J	0.2W	540V/10A	330V
50649	TNR9G361K	NIPPON CHEMI-CON	Metal_Oxide_Varistors_TNR_G	230Vac	300Vdc	16J	0.2W	590V/10A	360V
50635	TNR9G390K	NIPPON CHEMI-CON	Metal_Oxide_Varistors_TNR_G	25Vac	30Vdc	1.5J	0.02W	77V/2A	39V
50650	TNR9G391K	NIPPON CHEMI-CON	Metal_Oxide_Varistors_TNR_G	250Vac	320Vdc	17J	0.2W	640V/10A	390V
50651	TNR9G431K	NIPPON CHEMI-CON	Metal_Oxide_Varistors_TNR_G	275Vac	350Vdc	20J	0.2W	700V/10A	430V
50636	TNR9G470K	NIPPON CHEMI-CON	Metal_Oxide_Varistors_TNR_G	30Vac	37Vdc	1.8J	0.02W	93V/2A	47V
50652	TNR9G471K	NIPPON CHEMI-CON	Metal_Oxide_Varistors_TNR_G	300Vac	385Vdc	20J	0.2W	765V/10A	470V
50637	TNR9G560K	NIPPON CHEMI-CON	Metal_Oxide_Varistors_TNR_G	35Vac	44Vdc	2.2J	0.02W	110V/2A	56V
50638	TNR9G680K	NIPPON CHEMI-CON	Metal_Oxide_Varistors_TNR_G	40Vac	55Vdc	2.5J	0.02W	135V/2A	68V
50639	TNR9G820K	NIPPON CHEMI-CON	Metal_Oxide_Varistors_TNR_G	50Vac	65Vdc	4J	0.2W	135V/10A	82V
50574	TRN15G560K	NIPPON CHEMI-CON	Metal_Oxide_Varistors_TNR_G	35Vac	44Vdc	10J	0.1W	110V/10A	56V

TNR V-Series Metal Oxide Varistors

Detailed product specifications are available on: us. 100y. com. tw

Summary of Specifications

- Radial lead terminals.
- Operating temperature range: −40°C to +85°C
- Maximum voltage range: 8 to 1,000VAC or 12 to 1,465VDC.
- Standard varistor voltage tolerance: ±10%
- Maximum energy: 0.4 to 720J depending on case size.
- Maximum surge current: 250 to10,000A.
- Maximum case size (DxHxT): 7.0x10.0x4.5mm to 23.5x28.0x14.8mm.

Part No.	Product No.	Manufacturer	Description	Max. Vm(ac)	Max. Vm(dc)	Energy (2ms)(J)	Rated Watt.(W)	Max. Clamping V/A	Varistor Volt.(VlmA)
35444	TNR10V271K	NIPPON CHEMI-CON	Metal_Oxide_Varistors_TNR_G	175VACrms	225VDC	35J	0.4W	455V/25A	270V
44877	TNR10V471K	NIPPON CHEMI-CON	Metal_Oxide_Varistors_TNR_V	300VACrms	385VDC	60	0.4	775V/25A	470
50199	TNR14V101K	NIPPON CHEMI-CON	Metal_Oxide_Varistors_TNR_V	60VACrms	85VDC	25 J	0.6W	165V/50A	100
39311	TNR14V102K	NIPPON CHEMI-CON	Metal_Oxide_Varistors_TNR_V	625VACrms	825VDC	200J	0.6W	1650V/50A	1000V
50195	TNR14V221K	NIPPON CHEMI-CON	Metal_Oxide_Varistors_TNR_V	140VACrms	180VDC	55 J	0.6W	360V/50A	220

Inductors & Filters

TNR V-Series Metal Oxide Varistors

Detailed product specifications are available on: us. 100y. com. tw

Part No.	Product No.	Manufacturer	Description	Max. Vm(ac)	Max. Vm(dc)	Energy (2ms)(J)	Rated Watt.(W)	Max. Clamping V/A	Varistor Volt.(VImA)
50198	TNR14V270K	NIPPON CHEMI-CON	Metal_Oxide_Varistors_TNR_V	17VACrms	22VDC	17J	0.2W	53V/20A	27
50196	TNR14V431K	NIPPON CHEMI-CON	Metal_Oxide_Varistors_TNR_V	275VACrms	350VDC	110J	0.6W	715V/50A	430
50200	TNR14V471K	NIPPON CHEMI-CON	Metal_Oxide_Varistors_TNR_V	300VACrms	385VDC	125J	0.6W	775V/50A	470
50197	TNR14V680K	NIPPON CHEMI-CON	Metal_Oxide_Varistors_TNR_V	40VACrms	55VDC	44J	0.2W	135V/20A	68
50194	TNR20V391K	NIPPON CHEMI-CON	Metal_Oxide_Varistors_TNR_V	250VACrms	320VDC	195 J	1W	650V/100A	390
50193	TNR20V431K	NIPPON CHEMI-CON	Metal_Oxide_Varistors_TNR_V	275VACrms	350VDC	215 J	1W	715V/100A	430

CNR Series Zinc Oxide Varistors

Detailed product specifications are available on: us. 100y. com. tw

FEATURES:

- Fast response
- Excellent voltage ratio
- High stabilization for circuit voltage
- Unparalleled absorption for transient voltage characteristics
- Bilateral and symmetrical V-I characteristics curve

APPLICATIONS

- Surge protection in consumer electronics
  - -industrial electronics
  - -telephone and telecommunication systems
  - -automobile equipments
  - -measuring and controller systems
  - -electronic home applications
- Absorption of switching surge from various kinds of relays and electro-magnetic valves.
- Electrostatic discharge an spike noise suppression
- Protection of various kinds of transistors, diodes, ICs, thyristors, triac semiconductors, and etc

Part No.	Product No.	Description	Energy (2ms)(J)	Max. Vm(ac)	Max. Vm(dc)	Max. Clamping V/A	Rated Watt.(W)	Varistor Volt.(VImA)
41522	CNR-05D101K	METAL OXIDE VARISTOR	3.0	60V	85V	175V	0.10W	100Vdc
41525	CNR-05D560K	METAL OXIDE VARISTOR	1.3	35V	45V	123V	0.01W	56Vdc
41526	CNR-07D151K	METAL OXIDE VARISTOR	9.7	95V	125V	250V	0.25W	150Vdc
41527	CNR-07D180K	METAL OXIDE VARISTOR	0.9	11V	14V	42V	0.02W	18Vdc
41528	CNR-07D181K	METAL OXIDE VARISTOR	11.7	115V	150V	180Vdc	0.25W	180Vdc
41529	CNR-07D201K	METAL OXIDE VARISTOR	13.0	130V	170V	340V	0.25W	170V
41530	CNR-07D220K	METAL OXIDE VARISTOR	1.1	14V	18V	47V	0.02W	22Vdc
41531	CNR-07D271K	METAL OXIDE VARISTOR	18.0	175V	225V	455V	0.25W	270Vdc
41533	CNR-07D331K	METAL OXIDE VARISTOR	25.0	210V	275V	550V	0.25W	330Vdc
41534	CNR-07D361K	METAL OXIDE VARISTOR	25.0	230V	230V	595V	0.25W	230Vdc
41540	CNR-07D431K	METAL OXIDE VARISTOR	28.0	275V	350V	710V	0.25W	430Vdc
41542	CNR-07D431K	METAL OXIDE VARISTOR	2.5	30V	38V	52V	0.02W	423Vdc
41543	CNR-07D471K	METAL OXIDE VARISTOR	30.0	300V	385V	775V	0.25W	470Vdc
41544	CNR-07D680K	METAL OXIDE VARISTOR	3.6	40V	56V	75V	0.02W	61Vdc
41545	CNR-07D820K	METAL OXIDE VARISTOR	5.5	50V	65V	135V	0.25W	82V
41551	CNR-10D12K	METAL OXIDE VARISTOR	7.8	75V	100V	200V	0.25W	120Vdc
41553	CNR-10K361K	METAL OXIDE VARISTOR	47.0	230V	230V	595V	0.40W	360Vdc
41554	CNR-10D431K	METAL OXIDE VARISTOR	65.0	275V	350V	710V	0.40W	430Vdc
41555	CNR-10D681K	METAL OXIDE VARISTOR	70.0	420V	560V	1120V	0.40W	680Vdc
41556	CNR-14D220K	METAL OXIDE VARISTOR	5.0	14V	18V	43V	0.10W	22Vdc
41558	CNR-14D560K	METAL OXIDE VARISTOR	11.0	35V	45V	62V	0.10W	56Vdc
41560	CNR-14D821K	METAL OXIDE VARISTOR	157.0	510V	670V	1355V	0.60W	820V
41561	CNR-20D221K	METAL OXIDE VARISTOR	60.0	140V	180V	360V	1.0W	220Vdc
41563	CNR-20D271K	METAL OXIDE VARISTOR	127.0	175V	225V	455V	1W	270Vdc
41565	CNR-20D471K	METAL OXIDE VARISTOR	220.0	300V	385V	775V	1.0W	470Vdc

Spark Suppressor

Spark Suppressor

Detailed product specifications are available on: us. 100y. com. tw



HB9000B



HB9000C

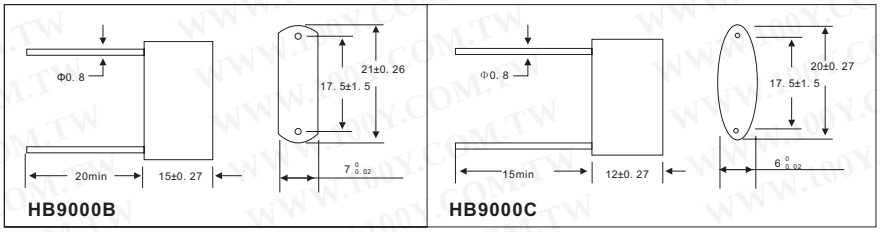

Part No.	Product No.	Description
15596	HB9000B	Spark Suppressor
15597	HB9000C	Spark Suppressor

Inductors & Filters

Suppression Chokes
Fixed Inductors

Detailed product specifications are available on: us. 100y. com. tw

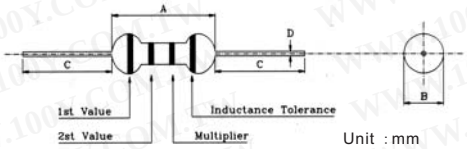

Unit : mm

PART NO	Inductance (μH)	Q min	Testing Frequency (Mhz)	S. R. F. (MHz) min.	RDC (Ω max.)	IDC (mA) max.	Core 1st	2nd	3rd	4th
EC24-100K	10±10%	50	7.96	22	0.72	370	Bn	Bk	Bk	S
EC24-101K	100±10%	50	2.52	5.5	3.50	165	Bn	Bk	Bn	S
EC24-120K	12±10%	50	2.52	20	0.80	350	Bn	R	Bk	S
EC24-121K	120±10%	60	0.796	5.4	3.80	160	Bn	R	Bn	S
EC24-150K	15±10%	50	2.52	16	0.88	35	Bn	Gn	Bk	S
EC24-151K	150±10%	60	0.796	4.75	4.40	150	Bn	Gn	Bn	S
EC24-180K	18±10%	50	2.52	15	1.00	315	Bn	Gy	Bk	S
EC24-1R0K	1.0±10%	40	25.2	180	0.15	815	Bn	Bk	Gd	S
EC24-1R2K	1.2±10%	40	7.96	165	0.18	740	Bn	R	Gd	S
EC24-1R5K	1.5±10%	40	7.96	150	0.20	700	Bn	Gn	Gd	S
EC24-1R8K	1.8±10%	50	7.96	125	0.23	655	Bn	Gy	Gd	S
EC24-220K	22±10%	50	2.52	13	1.20	285	R	R	Bk	S
EC24-221K	220±10%	60	0.796	4.0	5.70	130	R	R	Bn	S
EC24-270K	27±10%	50	2.52	11	1.35	270	R	V	Bk	S
EC24-271K	270±10%	60	0.796	3.7	6.50	120	R	V	Bn	S
EC24-2R2K	2.2±10%	50	7.96	110	0.25	630	R	R	Gd	S
EC24-2R7K	2.7±10%	50	7.96	95	0.28	595	R	V	Gd	S
EC24-330K	33±10%	50	2.52	10	1.50	255	O	O	Bk	S
EC24-331K	330±10%	60	0.796	3.4	9.50	100	O	O	Bn	S
EC24-3R3K	3.3±10%	50	7.96	70	0.30	575	O	O	Gd	S
EC24-3R9K	3.9±10%	50	7.96	65	0.32	555	O	W	Gd	S
EC24-470K	470±10%	60	0.796	2.56	11.6	90	Y	V	Bn	S
EC24-471K	470±10%	50	2.52	8.5	2.30	205	Y	V	Bk	S
EC24-4R7K	4.7±10%	50	7.96	50	0.35	530	Y	V	Gd	S
EC24-560K	56±10%	50	2.52	7.5	2.60	195	Gn	Be	Bk	S
EC24-561K	560±10%	60	0.796	2.35	13.0	85	Gn	Be	Bn	S
EC24-5R6K	5.6±10%	50	7.96	40	0.40	500	Gn	Be	Gd	S
EC24-680K	68±10%	50	2.52	6.5	2.90	185	Be	Gy	Bk	S
EC24-681K	680±10%	60	0.796	2.0	18.0	75	Be	Gy	Bn	S
EC24-6R8K	6.8±10%	50	7.96	30	0.45	470	Be	Gy	Gd	S
EC24-820K	82±10%	50	2.52	6.0	3.20	175	G	R	Bk	S
EC24-821K	820±10%	60	0.796	1.5	23.0	65	Gy	R	Bn	S
EC24-8R2K	8.2±10%	50	7.96	28	0.56	425	Gy	R	Gd	S
EC24-R22K	0.22±10%	40	25.2	380	0.075	1150	R	R	S	Bk
EC24-R27M	0.27±20%	40	25.2	360	0.08	1110	R	V	S	Bk
EC24-R33K	0.33±10%	40	25.2	350	0.08	1110	O	O	S	Bk
EC24-R47K	0.47±10%	40	25.2	300	0.10	1000	Y	V	S	Bk
EC24-R56K	0.56±10%	40	25.2	280	0.12	950	Gn	Be	S	Bk
EC24-R68M	0.56±20%	40	25.2	250	0.12	900	Be	Gy	S	Bk
EC24-R82M	0.82±20%	40	25.2	200	0.12	900	Gy	R	S	Bk

Part No.	Product No.	Description	Inductance(uH)	Rated d.c. I (mA)	Q min.	Testing freq. Of L&Q	Tolerance(±%)	d.c. Res. Ω
3856	EC24-100K	Fixed Inductors	10uH	370	50	7.96MHz	K(±10%)	0.72Ω
6309	EC24-101K	Fixed Inductors	100uH	165	50	2.52MHz	±10%	3.5Ω
6146	EC24-120K	Fixed Inductors	12uH	350	50	2.52MHz	±10%	0.8Ω
6310	EC24-121K	Fixed Inductors	120uH	160	60	0.796MHz	±10%	3.8Ω
6147	EC24-150K	Fixed Inductors	15uH	335	50	2.52MHz	±10%	0.88Ω
6311	EC24-151K	Fixed Inductors	150uH	150	60	0.796MHz	±10%	4.4Ω
6148	EC24-180K	Fixed Inductors	18uH	315	50	2.52MHz	±10%	1.0Ω
6129	EC24-1R0K	Fixed Inductors	1	815	40	25.2MHz	±10%	0.15Ω
6130	EC24-1R2K	Fixed Inductors	1.2uH	740	40	7.96MHz	±10%	165Ω
6131	EC24-1R5K	Fixed Inductors	1.5uH	700	40	7.96MHz	±10%	0.2Ω
6132	EC24-1R8K	Fixed Inductors	1.8uH	655	50	7.96MHz	±10%	0.23Ω
6149	EC24-220K	Fixed Inductors	22uH	285	50	2.52MHz	±10%	1.2Ω
6312	EC24-221K	Fixed Inductors	220uH	130	60	0.796MHz	±10%	5.7Ω
6150	EC24-270K	Fixed Inductors	27uH	270	50	2.52MHz	±10%	1.35Ω
6313	EC24-271K	Fixed Inductors	270uH	120	60	0.796MHz	±10%	6.5Ω
6138	EC24-2R2K	Fixed Inductors	2.2uH	630	50	7.96MHz	±10%	0.25Ω

TEL : Taiwan:886-3-5753170
FAX : Taiwan:886-3-5753172
E-mail: Taiwan:us_ sale@100y.com.tw
Shenzhen:86-755-83298787
Shenzhen:86-755-83640655
Shenzhen:100y@163. com
Shanghai:86-21-54151736
Shanghai:86-21-64605107
Shanghai:100y-1@163. com

Inductors & Filters

Fixed Inductors

Detailed product specifications are available on: us. 100y. com. tw

Part No.	Product No.	Description	Inductance(uH)	Rated d.c. I (mA)	Q min.	Testing freq. Of L&Q	Tolerance(±%)	d.c. Res. Ω
6139	EC24-2R7K	Fixed Inductors	2.7uH	595	50	7.96MHz	±10%	0.28Ω
6155	EC24-330K	Fixed Inductors	33uH	255	50	2.52MHz	±10%	1.5Ω
3858	EC24-331K	Fixed Inductors	330	100	60	0.796MHz	K(±10%)	9.5Ω
6140	EC24-3R3K	Fixed Inductors	3.3uH	575	50	7.96MHz	±10%	0.3Ω
6141	EC24-3R9K	Fixed Inductors	3.9	555	50	7.96MHz	±10%	0.32Ω
6157	EC24-470K	Fixed Inductors	47uH	205	50	2.52MHz	±10%	2.3Ω
6314	EC24-471K	Fixed Inductors	470uH	90	60	0.796MHz	±10%	11.6Ω
3859	EC24-4R7K	Fixed Inductors	4.7	530	50	7.96MHz	±10%	0.35Ω
6158	EC24-560K	Fixed Inductors	56uH	195	50	2.52MHz	±10%	2.6Ω
6123	EC24-561K	Fixed Inductors	560uH	85	60	0.792MHz	±10%	13Ω
6126	EC24-5R6K	Fixed Inductors	5.6uH	500	50	7.96MHz	±10%	0.4Ω
6226	EC24-680K	Fixed Inductors	68uH	185	50	2.52MHz	±10%	2.9Ω
6330	EC24-681K	Fixed Inductors	680uH	75	60	0.796MHz	±10%	18Ω
6144	EC24-6R8K	Fixed Inductors	6.8uH	470	50	7.96MHz	±10%	0.45Ω
6308	EC24-820K	Fixed Inductors	82uH	175	50	2.52MHz	±10%	3.2Ω
6331	EC24-821K	Fixed Inductors	820uH	65	60	0.796MHz	±10%	23Ω
6145	EC24-8R2K	Fixed Inductors	8.2uH	425	50	7.96MHz	±10%	0.56Ω
5423	EC24-R22K	Fixed Inductors	0.22	1150	40	25.2MHz	±10%	0.075Ω
6125	EC24-R27M	Fixed Inductors	0.27uH	1110	40	25.2MHz	±20%	0.08Ω
6128	EC24-R33K	Fixed Inductors	0.33uH	1110	40	25.2MHz	±10%	0.08Ω
6137	EC24-R47K	Fixed Inductors	0.47	1000	40	25.2MHz	±10%	0.1Ω
3857	EC24-R56K	Fixed Inductors	0.56	950	40	25.2MHz	±10%	0.12Ω
6127	EC24-R68M	Fixed Inductors	0.68uH	900	40	25.2MHz	±20%	0.12Ω
6124	EC24-R82M	Fixed Inductors	0.82uH	900	40	25.2MHz	±10%	0.12Ω

Multilayer Chip Inductors

Detailed product specifications are available on: us. 100y. com. tw

BD0360E0YSX

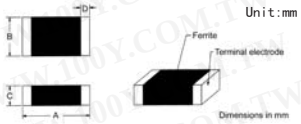

TYPE	DIA (Mm)			
	A	B	C	D
@JCL 1608	1. 6±0. 15	0. 8±0. 15	0. 80±0. 15	0. 3±0. 2

Part No.	Product No.	Description	Size	Inductance(uH)	IDC (mA)max	Tolerance (±%)
31965	BD0360E0YSX	MULTILAYER CHIP INDUCTOR			300	25%
17005	CI1608R0033K	MULTILAYER CHIP INDUCTOR	0603	3.3nH		10
17008	CI2012R0027K	MULTILAYER CHIP INDUCTOR	0805	2.7nH		10
17007	CI2012R0033K	MULTILAYER CHIP INDUCTOR	0805	3.3nH		10
17006	CI2012R012K	MULTILAYER CHIP INDUCTOR	0805	12nH		10

FEATURES

- High nounting density of compact circuit due to crosstalk elimination that results from a closed magnetic flux in a ferrite material
- Suitable for flow and re-flow soldering
- Available in 4 sizes

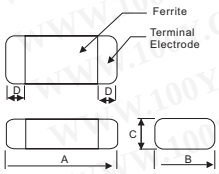

APPLICATIONS

- Personal computers, HDDs, or other various electronic appliances
- Any general circuit of portable equipment in which compact size and high mounting densities are required.

Part No.	Product No.	Manufacturer	Description	Size	Inductance(uH)	Q min.	Test Freq. (MHz)	IDC (mA)max	Tolerance (±%)	RDC Ωmax
40701	CL321611T-1R0K-N	CHILISIN	MULTILAYER CHIP INDUCTOR	1206	1	45	10	100	10%	0.4

Part No.	Product No.	Manufacturer	Description	Size	Inductance(uH)	Q min.	IDC (mA)max	Tolerance (±%)	RDC Ωmax
39699	CLH1005T-8N2J-S	CHILISIN	MULTILAYER CHIP INDUCTOR	0402	8.2	8	300	5%	0.25

- We provide a wide range of products to development and maintenance engineers in all type of business
- If you cannot find the components you want on the catalogue, please call us.

Taiwan: 886-3-5753170
Shanghai: 021-54151736 Shenzhen: 0755-83298787

Centenary Materials
Waiting for your phone call

Inductors & Filters

Multilayer Chip Inductors

Detailed product specifications are available on: us. 100y. com. tw

EBLS3216-100K
EBMS201209A301

EBMS160808A700

Part No.	Product No.	Description	Size	Inductance(uH)	RDC Ωmax
40722	EBLS3216-100K	MULTILAYER CHIP INDUCTOR	1206	10	
44139	EBMS160808A700	MULTILAYER CHIP INDUCTOR	0603		70 Ohm
40723	EBMS201209A301	MULTILAYER CHIP INDUCTOR	0805		300

Part No.	Product No.	Manufacturer	Description	Inductance(uH)	Test Freq. (MHz)	IDC (mA)max	Tolerance (±%)	RDC Ωmax
21806	FBM-11-201209-320T	KC	MULTILAYER CHIP INDUCTOR	32	100	200	25%	0.5
21807	FBM-11-321611-320T	KC	MULTILAYER CHIP INDUCTOR	32	100	500	25%	0.15

FLMA-201209-4R7KT

HF50ACC201209-T

Part No.	Product No.	Manufa-cturer	Description	Size	Inducta-nce(uH)	Q min.	Test Freq. (MHz)	IDC (mA)max	Toleran-ce (±%)	RDC Ωmax
48063	FLMA-201209-4R7KT	KC	MULTILAYER CHIP INDUCTOR	0805	4.7	40	10	30	+/-10%	1
33226	HF50ACC201209-T	TDK	MULTILAYER CHIP INDUCTOR	2012						0.03

JCI series can supply several kinds of size and has a high Q, self resonant frequencies,and characteristic.

- Wireless communications equipment
- Networking system, Modem
- Cordless telephones.

Features

- Monolithic structure for highly reliable surface mount applications.
- Dimensions are suitable for automatic mounting.
- Operating Temperature : -25℃ to +85℃

Part No.	Product No.	Manufacturer	Description	Size	Inductance(uH)	Q min.	Test Freq. (MHz)	IDC (mA)max	Tolerance (±%)	RDC Ωmax
13509	JCI1608-1R0K	JANTEK	MULTILAYER CHIP INDUCTOR	1608	1.00	35	10	25	10	0.6
13510	JCI1608-1R2K	JANTEK	MULTILAYER CHIP INDUCTOR	1608	1.20	35	10	25	10	0.8
13511	JCI1608-2R2K	JANTEK	MULTILAYER CHIP INDUCTOR	1608	2.20	35	10	15	10	1.15
13681	JCI1608-2R7K	JANTEK	MULTILAYER CHIP INDUCTOR	1608	2.4	35	10	15	10%	1.35
13512	JCI1608-3R3K	JANTEK	MULTILAYER CHIP INDUCTOR	1608	3.30	20	10	15	10	1.55
13504	JCI1608-47NK	JANTEK	MULTILAYER CHIP INDUCTOR	1608	0.047	10	50	50	10%	0.3
13513	JCI1608-4R7K	JANTEK	MULTILAYER CHIP INDUCTOR	1608	4.70	20	10	15	10	2.10
13514	JCI1608-5R6K	JANTEK	MULTILAYER CHIP INDUCTOR	1608	5.60	25	4	5	10	1.55
13505	JCI1608-R10K	JANTEK	MULTILAYER CHIP INDUCTOR	1608	0.10	15	25	50	10%	0.5
13678	JCI1608-R15K	JANTEK	MULTILAYER CHIP INDUCTOR	1608	0.15	15	25	50	10%	0.6
13679	JCI1608-R22K	JANTEK	MULTILAYER CHIP INDUCTOR	1608	0.22	15	25	50	10%	0.8
13507	JCI1608-R33K	JANTEK	MULTILAYER CHIP INDUCTOR	1608	0.33	15	25	35	10	0.8
13680	JCI1608-R47K	JANTEK	MULTILAYER CHIP INDUCTOR	1608	0.47	15	25	35	10%	1.35
13508	JCI1608-R68K	JANTEK	MULTILAYER CHIP INDUCTOR	1608	0.68μH	15	25	35	10	1.7

JCI series can supply several kinds of size and has a high Q, self resonant frequencies,and characteristic.

- Wireless communications equipment
- Networking system, Modem
- Cordless telephones.

Features

- Monolithic structure for highly reliable surface mount applications.
- Dimensions are suitable for automatic mounting.
- Operating Temperature : -25℃ to +85℃

Part No.	Product No.	Manufacturer	Description	Size	Inductance(uH)	Q min.	Test Freq. (MHz)	IDC (mA)max	Tolerance (±%)	RDC Ωmax
19406	JCI2012-100K	JANTEK	MULTILAYER CHIP INDUCTOR	2012	10	30	2	15	10%	1.25
19407	JCI2012-120K	JANTEK	MULTILAYER CHIP INDUCTOR	2012	12	30	2	15	10%	1.25
18745	JCI2012-1R0K	JANTEK	MULTILAYER CHIP INDUCTOR	2012	1.0	35	10	50	10%	0.4
18746	JCI2012-1R2K	JANTEK	MULTILAYER CHIP INDUCTOR	2012	1.2	35	10	50	10%	0.5
18748	JCI2012-1R5K	JANTEK	MULTILAYER CHIP INDUCTOR	2012	1.5	35	10	50	10%	0.5
19399	JCI2012-1R8K	JANTEK	MULTILAYER CHIP INDUCTOR	2012	1.8	35	10	50	10%	0.6
19400	JCI2012-2R2K	JANTEK	MULTILAYER CHIP INDUCTOR	2012	2.2	35	10	30	10%	0.65
19401	JCI2012-2R7K	JANTEK	MULTILAYER CHIP INDUCTOR	2012	2.7	35	10	30	10%	0.75
19402	JCI2012-3R3K	JANTEK	MULTILAYER CHIP INDUCTOR	2012	3.3	35	10	30	10%	0.8
18744	JCI2012-3R9K	JANTEK	MULTILAYER CHIP INDUCTOR	2012	3.9	38	10	30	10%	0.9
19383	JCI2012-47NK	JANTEK	MULTILAYER CHIP INDUCTOR	2012	0.047	15	50	300	10%	0.2
18747	JCI2012-4R7K	JANTEK	MULTILAYER CHIP INDUCTOR	2012	4.7	35	10	30	10%	1
19403	JCI2012-5R6K	JANTEK	MULTILAYER CHIP INDUCTOR	2012	5.6	40	4	15	10%	0.9
19384	JCI2012-68NK	JANTEK	MULTILAYER CHIP INDUCTOR	2012	0.068	15	50	300	10%	0.2
19404	JCI2012-6R8K	JANTEK	MULTILAYER CHIP INDUCTOR	2012	6.8	40	4	15	10%	1
19385	JCI2012-82NK	JANTEK	MULTILAYER CHIP INDUCTOR	2012	0.082	15	50	300	10%	0.2
19405	JCI2012-8R2K	JANTEK	MULTILAYER CHIP INDUCTOR	2012	8.2	40	4	15	10%	1.1
19386	JCI2012-R10K	JANTEK	MULTILAYER CHIP INDUCTOR	2012	0.10	20	25	250	10%	0.3
19387	JCI2012-R12K	JANTEK	MULTILAYER CHIP INDUCTOR	2012	0.12	20	25	250	10%	0.3
19388	JCI2012-R15K	JANTEK	MULTILAYER CHIP INDUCTOR	2012	0.15	20	25	250	10%	0.4
19389	JCI2012-R18K	JANTEK	MULTILAYER CHIP INDUCTOR	2012	0.18	20	25	250	10%	0.4

TEL : Taiwan:886-3-5753170
FAX : Taiwan:886-3-5753172
E-mail : Taiwan:us_sale@100y.com.tw

Shenzhen:86-755-83298787
Shenzhen:86-755-83640655
Shenzhen:100y@163. com

Shanghai:86-21-54151736
Shanghai:86-21-64605107
Shanghai:100y-1@163. com

Inductors & Filters

Multilayer Chip Inductors

Detailed product specifications are available on: us. 100y. com. tw

Part No.	Product No.	Manufacturer	Description	Size	Inductance(uH)	Q min.	Test Freq. (MHz)	IDC (mA)max	Tolerance (±%)	RDC Ωmax
19390	JCI2012-R22K	JANTEK	MULTILAYER CHIP INDUCTOR	2012	0.22	20	25	250	10%	0.5
19391	JCI2012-R27K	JANTEK	MULTILAYER CHIP INDUCTOR	2012	0.27	20	25	250	10%	0.5
19392	JCI2012-R33K	JANTEK	MULTILAYER CHIP INDUCTOR	2012	0.33	20	25	250	10%	0.55
19393	JCI2012-R39K	JANTEK	MULTILAYER CHIP INDUCTOR	2012	0.39	25	25	200	10%	0.65
19394	JCI2012-R47K	JANTEK	MULTILAYER CHIP INDUCTOR	2012	0.47	25	25	200	10%	0.65
19395	JCI2012-R56K	JANTEK	MULTILAYER CHIP INDUCTOR	2012	0.56	25	25	150	10%	0.75
19397	JCI2012-R68K	JANTEK	MULTILAYER CHIP INDUCTOR	2012	0.68	25	25	150	10%	0.8
19398	JCI2012-R82K	JANTEK	MULTILAYER CHIP INDUCTOR	2012	0.82	25	25	150	10%	1

Part No.	Product No.	Description	Inductance(uH)	Test Freq. (MHz)	IDC (mA)max	Tolerance (±%)	RDC Ωmax
28184	MFI3216-1R0KA	MULTILAYER CHIP INDUCTOR	1	100	500	25%	0.15

FEATURES

- Monolithic structure
- Closed magnetic circuit
- S.M.T. type
- Suitable for flow and reflow soldering
- Shapes and dimensions follow E.I.A. sepc...
- Available in various sizes
- Excellent solderability and heat resistance
- High S.R.F. up to 6 GHz and above

APPLICATIONS

- Wireless communications
- Cellular phone cordless phone pager etc.

Part No.	Product No.	Description	Size	Inductance(uH)
39757	QHL1005-2N2J-LF	MULTILAYER CHIP INDUCTOR	0402	2.2
33665	QHL1608-5N6J	MULTILAYER CHIP INDUCTOR	1608	5.6

Radial- Low Current Peaking Coils

Detailed product specifications are available on: us. 100y. com. tw

JPK series are applied for switching power supply with high reliability efficentcy and saturation.

- DC to DC converters
- Amplifiers
- Noise Filtering

Features

High reated current for high current circuits.

Designed by special lead wire to prevent open circuit failure

Part No.	Product No.	d.c. Res. Ω	Inductance (uH)	I d.c. max. (mA)	Tolerance (±%)	Description
17108	JPK0912-101K	0.207	100μH	1.6A	±10%	Radial-Low Current Peaking Coils

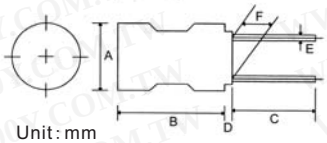

Unit: mm

3L P/N	A (MAX)	B (MAX)	C (MAX)	D (MAX)	E (±0. 05)	F (MAX)
PK0406 TYPE	5. 0	8. 0	15. 0	3. 0	0. 55	2. 0 ± 0. 5
PL0608 TYPE	7. 0	10. 0	15. 0	3. 0	0. 65	2. 5 ± 0. 5
PK0810 TYPE	9. 0	12. 5	15. 0	3. 0	0. 65	5. 0 ± 1. 0

Part No.	Product No.	Manufacturer	d.c. Res. Ω	Inductance (uH)	Test Freq. (MHz)	Q± 10%	I d.c. max. (mA)	Tolerance (±%)	Description
3855	PK0406S-100M		0.23	10uH	2.52	80	1.0	M±20%	Radial-Low Current Peaking Coils
5890	PK0406S-101K		1	100uH	0.796	45	0.4A	K±10%	Radial-Low Current Peaking Coils
5895	PK0406S-102K		6.7	1000uH	0.252	90	0.15A	K±10%	Radial-Low Current Peaking Coils
12849	PK0406S-181K		1.5	180uH	0.796	65	0.32A	K±10%	Radial-Low Current Peaking Coils
5882	PK0406S-1R0M	3L	0.035	1uH	7.96	100	2A	M±20%	Radial-Low Current Peaking Coils
5885	PK0406S-220K		0.45	22uH	2.52	80	800mA (0.8A)	K±10%	Radial-Low Current Peaking Coils
5891	PK0406S-221K		1.8	220uH	0.796	65	0.3A	K±10%	Radial-Low Current Peaking Coils
5898	PK0406S-222K		17	2200uH	0.252	80	0.1A	K±10%	Radial-Low Current Peaking Coils
5883	PK0406S-2R2M		0.12	2.2uH	7.96	100	1.75A	M±20%	Radial-Low Current Peaking Coils
12850	PK0406S-331K		2.2	330uH	0.796	50	0.25A	K±10%	Radial-Low Current Peaking Coils
5889	PK0406S-470K		0.76	47uH	2.52	70	0.55A	K±10%	Radial-Low Current Peaking Coils
5893	PK0406S-471K		3.6	470uH	0.796	50	0.2A	K±10%	Radial-Low Current Peaking Coils
5897	PK0406S-472K		45	4700uH	0.252	65	0.07	K±10%	Radial-Low Current Peaking Coils
5884	PK0406S-4R7M		0.14	4.7uH	7.96	100	1.32mA	M±20%	Radial-Low Current Peaking Coils
23350	PK0406S-6R8M		0.15	6.8			1.1 5	M±20%	Radial-Low Current Peaking Coils
2382	PK0608S-103K		29.5	10mH	252KHz	70	40mA	K(±10%)	Radial-Low Current Peaking Coils
2378	PK0608S-222K		6.2	2.2mH	252		90	K(±10%)	Radial-Low Current Peaking Coils
2383	PK0608S-223K		60.0	22mH	79.6KHz	70	30mA	K(±10%)	Radial-Low Current Peaking Coils
2379	PK0608S-332K		10.5	3.3mH	252KHz	70	60mA	K(±10%)	Radial-Low Current Peaking Coils
2384	PK0608S-333K		98.5	33mH	79.6KHz	70	20mA	K(±10%)	Radial-Low Current Peaking Coils
2380	PK0608S-472K		13.6	4.7mH	252KHz	70	60mA	K(±10%)	Radial-Low Current Peaking Coil

TEL: Taiwan: 886-3-5753170
FAX: Taiwan: 886-3-5753172
E-mail: Taiwan: us_ sale@100y.com.tw

Shenzhen: 86-755-83298787
Shenzhen: 86-755-83640655
Shenzhen: 100y@163. com

Shanghai: 86-21-54151736
Shanghai: 86-21-64605107
Shanghai: 100y-1@163. com

Inductors & Filters

Radial- Low Current Peaking Coils

Detailed product specifications are available on: us. 100y. com. tw

Part No.	Product No.	d.c. Res. Ω	Inductance (uH)	Test Freq. (MHz)	Q± 10%	I d.c. max. (mA)	Tolerance (±%)	Description
2385	PK0608S-473K	160	47mH	79.6KHz	70	15mA	K(±10%)	Radial-Low Current Peaking Coils
2386	PK0608S-503K	170	50mH	79.6KHz	70	15mA	K(±10%)	Radial-Low Current Peaking Coils
2381	PK0608S-682K	19.6	6.8mH	252KHz	70	50mA	K(±10%)	Radial-Low Current Peaking Coils
2387	PK0810S-102K	6.0	1000uH	0.252	65	450	K(±10%)	Radial-Low Current Peaking Coils
2391	PK0810S-104K		100000uH	25.2KHz	30	0.001	K(±10%)	Radial-Low Current Peaking Coils
2392	PK0810S-152K	10	1500uH	0.252	130	400	K(±10%)	Radial-Low Current Peaking Coils
2393	PK0810S-222K	12	2200uH	0.252	150	360	K(±10%)	Radial-Low Current Peaking Coils
2390	PK0810S-302K	15	3000uH	0.252	140	280	K(±10%)	Radial-Low Current Peaking Coils
2394	PK0810S-332K	0.86	3300uH	0.252	140	280	K(±10%)	Radial-Low Current Peaking Coils
2395	PK0810S-472K	20	4700uH	0.252	120	260mA	K(±10%)	Radial-Low Current Peaking Coil
2388	PK0810S-562K	22	5600uH	0.252	120	260	K(±10%)	Radial-Low Current Peaking Coils
2389	PK0810S-682K	29	6800uH	0.252	110	260	K(±10%)	Radial-Low Current Peaking Coils
24661	PK1016-101K-UL	145±20%	100uH	150±20%	30	160	±10%	Radial-Low Current Peaking Coils

Open Toroidal

Detailed product specifications are available on: us. 100y. com. tw

Features :

- Core is Ni-Zi ferrite and coated with Epiform F-219.
- base material is phenolic.
- Easy mounting on PC board.

A	B	C	D
5.0+/-0.5	2.5+/-0.5	3.5+/-1.0	0.6+/-0.1

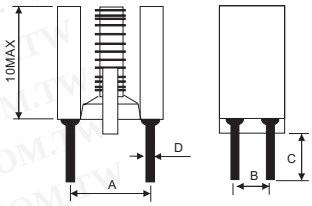

Part No.	Product No.	Description	Inductance@1KHz(uH)	d.c. Res. (Mil, Ω)
27910	LFD648075-14TX2-3LL	Open Toroidal	100uH	1500Ω

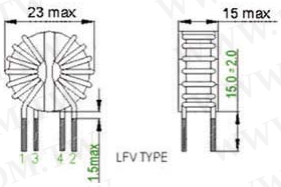

Features :

- Line filters suppressing conductive noise ranging from low to high frequencies generated at power supply circuits of various electronic equipment. Wide inductance range. Current up to 15 Amps. Many styles available. High levels of safety and reliability
- Easy PC board mounting
  Available as vertically or horizontally mounted

Part No.	Product No.	Description	I d.c. max. (A)	Inductance@1KHz(uH)	d.c. Res. (Mil, Ω)
27744	LFD707010-11U-1.5A	Open Toroidal	1.5A	11uH	18mΩ

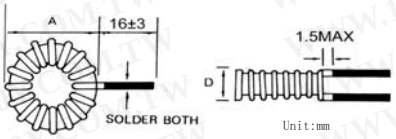

Features :

- Useful in a wide variety of power conversion and line filter applications .
- Wound on Iron Powder material toroids .
- COST-EFFECTIVE design .
- Low volume hand wound to high volume automatic machine wound .
- 130¢J UEW-NY wire
- High saturation current
- Coated with varnish .

TC-100M-2A-3026

Part No.	Product No.	Manufacturer	Description	Size Dia.A*D	I d.c. max. (A)	Inductance@1KHz(uH)	d.c. Res. (Mil, Ω)	Tolerance (±%)
3915	TC-100M-2A-3026		Open Toroidal	10.5*5.5	2	10	13	±20%
2688	TC-101M-2A-5026		Open Toroidal	15.0*8.0	2.0	100.0	5.3	±20%
3854	TC-101M-5A-10626		Open Toroidal	32.0*15.0	5	100	31.6	±20%
3910	TC-120M-1A-3026		Open Toroidal	9.5*5.0	1	12	27	±20%
9965	TC-131M-1A-6026		Open Toroidal	17*8	1A	130	114	±20%
3909	TC-150M-0.5A-2026		Open Toroidal	6.0*3.0	0.5	15	58	±20%
3902	TC-150M-2A-4426		Open Toroidal	13*6	2	15	20.5	±20%
9963	TC-151M-1A-6826		Open Toroidal	21*8	1A	150	124	±20%
3912	TC-200M-0.2A-2026		Open Toroidal	6.0*2.5	0.2	20	163	±20%
3913	TC-200M-3A-5026		Open Toroidal	15.0*7.0	3.0	20	17.6	±20%
3904	TC-220M-2A-3726		Open Toroidal	12.0*6.0	2	22	23.0	±20%
9961	TC-221M-2A-9426	3L	Open Toroidal	28*12	2A	220	84.5	±20%
3853	TC-240M-1A-3726		Open Toroidal	11.0*5.0	1.0	24	49.2	±20%
3914	TC-241M-0.5A-3726	3L	Open Toroidal	11.0*5.0	0.5	240	288	±20%
9967	TC-251M-10A-13026		Open Toroidal	40*20	10A	250	20	±20%
3906	TC-270M-0.3A-2026		Open Toroidal	6.0*3.0	0.3	27	104.6	±20%
9968	TC-300M-10A-10626		Open Toroidal	34*17	10A	30	6.3	±20%
9962	TC-301M-5A-9426		Open Toroidal	28*13	5A	300	49.2	±20%
2144	TC-321M-5A-9026		Open Toroidal	27*14	5	320	52.5	±20%
12552	TC-330M-4A-6026		Open Toroidal	27.2*7.5	4	33		±20%
9964	TC-471M-1A-9026		Open Toroidal	25*11	1A	470	253	±20%
2146	TC-471M-7A-13026		Open Toroidal	38*18	7A	470	49	±20%

TEL : Taiwan:886-3-5753170
FAX : Taiwan:886-3-5753172
E-mail : Taiwan:us_sale@100y.com.tw
Shenzhen:86-755-83298787
Shenzhen:86-755-83640655
Shenzhen:100y@163.com
Shanghai:86-21-54151736
Shanghai:86-21-64605107
Shanghai:100y-1@163.com

Inductors & Filters

Open Toroidal

Detailed product specifications are available on: us. 100y. com. tw

Part No.	Product No.	Manufacturer	Description	Size Dia.A*D	I d.c. max. (A)	Inductance@1KHz(uH)	d.c. Res. (Mil, Ω)	Tolerance (±%)
3916	TC-500M-5A-8026		Open Toroidal	24.0*10.0	5	50	19	±20%
9960	TC-501M-3A-9426		Open Toroidal	28*13	3A	500	93.5	±20%
3907	TC-5ROM-0.5A-2026		Open Toroidal	6.0*3.0	0.5	5	35.0	±20%
3852	TC-680M-1A-3726	3L	Open Toroidal	11.0*5.5	1.0	68	79	±20%
9971	TC-681M-5A-13026		Open Toroidal	38*17	5A	680	80.4	±20%
9970	TC-750M-10A-13026	3L	Open Toroidal	40*17	10A	75	11.3	±20%

Features :

- Useful in a wide variety of power conversion and line filter applications .
- Cost effective design
- Low volume hand wound to high volume automatic machine wound.
- 130℃ or 155℃ UEW-NY wire.
- High saturation current.
- Customer's specifications are welcome.

Part No.	Product No.	Description	I d.c. max. (A)	Inductance@1KHz(uH)	d.c. Res. (Mil, Ω)
27745	TC-BIF#26×21T-16128	Open Toroidal	1.5A	2.5mH	68mΩ

Features :

- Unique configuration .
- Ideal for EMI countermeasures .
- Core is Ni-Zn ferrite .
- Base material is phenolic .
- Highly accurate dimensions and taped for automatic inserting.

Part No.	Product No.	Description	I d.c. max. (A)	Inductance@1KHz(uH)
27743	TCT-84UH-45153-T	EMI LINE FUKTER-TCB	250mA	84uH

Wound Chip Inductors

Detailed product specifications are available on: us. 100y. com. tw

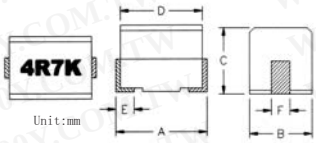

Part No.	Diameter (m/m)					
	A	B	C	D	E	F
JWI 453232	4.5±0. 3	3.2±0.2	3.2.±0.2	4.2±0.20	1.0	1.2
JWI 322522	3.2±0.3	2.5±0.2	2. 2±0. 2	2. 9±0. 20	0. 6	1. 0

Part No.	Inductance (μH)	Q min	Test frequency (Mhz)	SRF Min. (Mhz)	RDC Max. (Ω)	IDC Max. (MA)
JWI-322522-221K	220 ±10%	20	0.796	7	21	50
JWI-322522-181K	180 ±10%	20	0.796	7	17	60
JWI-322522-151K	150 ±10%	20	0.796	8	15	65
JWI-322522-121K	120 ±10%	20	0.796	10	12	70
JWI-322522-101K	100 ±10%	20	0.796	10	11	40
JWI-322522-680K	68 ±10%	30	2.52	12	9.00	50
JWI-322522-560K	56 ±10%	30	2.52	13	8.00	55
JWI-322522-470K	47 ±10%	30	2.52	15	7.00	60
JWI-322522-330K	33 ±10%	30	2.52	17	5.60	70
JWI-322522-1R0M	1.0 ±10%	30	7.96	120	0.70	400
JWI-322522-R68M	0.68 ±10%	30	25.2	160	0.60	450
JWI-322522-R47M	0.47 ±10%	30	25.2	220	0.50	450
JWI-322522-R33M	0.33 ±10%	30	25.2	300	0.40	450
JWI-322522-R22M	0.22 ±10%	30	25.2	350	0.32	450
JWI-453232-102K	1000 ±10%	20	0.252	2.5	40	30
JWI-453232-821K	820 ±10%	30	0.796	2.5	35	30
JWI-453232-681K	680 ±10%	30	0.796	3	30	50
JWI-453232-471J	470 ±5%	40	0.796	3	26	62
JWI-453232-331K	330 ±10%	40	0.796	3.5	14	85
JWI-453232-101K	100 ±10%	40	0.796	8	8.00	110

Part No.	Product No.	Manufacturer	Description	Inductance (uH)	Tolerance (±%)	Q min.	Test Freq. (MHz)	RDC(Ω)	IDCmax. (mA)	Size	Description
42699	JWI-322522-4R7J	JANTEK		4.7	5	30	7.96	1.5	220	322522(1210)	Wound Chip Inductors
12375	JWI322522-100K			10	10	30	2.52	2.10	150	322522(1210)	Wound Chip I nductors
13534	JWI322522-101K	JANTEK		100	10	20	0.796	11	40	32*25*22	Wound Chip Inductors
13533	JWI322522-121K	JANTEK		120	10	20	0.796	12	70	32*25*22	Wound Chip Inductors
13532	JWI322522-151K	JANTEK		150	10	20	0.796	15	65	32*25*22	Wound Chip Inductors
13531	JWI322522-181K	JANTEK		180	10	20	0.796	17	60	32*25*22	Wound Chip Inductors
13539	JWI322522-1R0K	JANTEK		1.0	10	30	7.96	0.7	400	32*25*22	Wound Chip Inductors
11261	JWI322522-220K			22	10	30	2.52	3.7	110	322522(1210)	Wound Chip Inductors
13530	JWI322522-221K	JANTEK		220	10	20	0.796	2 1	50	32*25*22	Wound Chip Inductors
11265	JWI322522-2R2J			2.2	5	30	7.96	1	320	322522(1210)	Wound Chip Inductors
13538	JWI322522-330K	JANTEK		33	10	30	2.52	5.6	70	32*25*22	Wound Chip Inductors
11266	JWI322522-3R3J	JANTEK		3.3	5	30	7.96	1.2	260	322522(1210)	Wound Chip Inductors
13537	JWI322522-470K	JANTEK		47	10	30	2.52	7	60	32*25*22	Wound Chip Inductors
13536	JWI322522-560K	JANTEK		56	10	30	2.52	8	55	32*25*22	Wound Chip Inductors
13535	JWI322522-680K	JANTEK		68	10	30	2.52	9	50	32*25*22	Wound Chip Inductors
13543	JWI322522-R22M	JANTEK		0.22	20	30	25.2	0.32	450	32*25*22	Wound Chip Inductors
13542	J WI322522-R33M	JANTEK		0.33	20	30	25.2	0.4	450	32*25*22	Wound Chip Inductors
13541	JWI322522-R47M	JANTEK		0.47	20	30	25.2	0.5	450	32*25*22	Wound Chip Inductors
13540	JWI322522-R68M	JANTEK		0.68	20	30	25.2	0.6	450	32*25*22	Wound Chip Inductors
13549	JWI453232-101K	JANTEK		100	10	40	0.796	8	110	45*32*32	Wound Chip Inductors
13544	JWI453232-102K	JANTEK		1000	10	20	0.252	40	30	45*32*32	Wound Chip Inductors
21321	JWI453232-331K	JANTEK		330	10	40	0.796	14	85	45*32*32	Wound Chip Inductors

TEL : Taiwan:886-3-5753170
FAX : Taiwan:886-3-5753172
E-mail : Taiwan:us_ sale@100y.com.tw
Shenzhen:86-755-83298787
Shenzhen:86-755-83640655
Shenzhen:100y@163. com
Shanghai:86-21-54151736
Shanghai:86-21-64605107
Shanghai:100y-1@163. com

Inductors & Filters

Wound Chip Inductors

Detailed product specifications are available on: us. 100y. com. tw

Part No.	Product No.	Manufacturer	Inductance (uH)	Tolerance (±%)	Q min.	Test Freq. (MHz)	RDC(Ω)	IDCmax. (mA)	Size	Description
13547	JWI453232-471J	JANTEK	470	5	40	0.796	26	62	45*32*32	Wound Chip Inductors
13546	JWI453232-681K	JANTEK	680	10	30	0.796	30	50	45*32*32	Wound Chip Inductors
13545	JWI453232-821K	JANTEK	820	10	30	0.796	35	30	45*32*32	Wound Chip Inductors

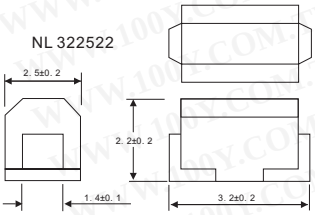

FEATURES:

- Very strong solderability by flow soldering, soldering iron or wave soldering
- Highly accurate dimensions; can be mounted automatically
- Terminals are highly resistant to pull forces
- Highly resistance to mechanical shocks and pressure
- High reliable in environments of sudden temperature change and humidity, Super Q characteristics

Part No.	Product No.	Manufacturer	Inductance (uH)	Tolerance (±%)	Q min.	Test Freq. (MHz)	RDC(Ω)	IDCmax. (mA)	Size	Description
11260	LCCL321611-1R0K		1uH	10	30	7.96	0.7	400	322522(1210)	Wound Chip Inductors
11264	NL322522T-1R8J		1.8	5	30	7.96	0.9	350	322522(1210)	Wound Chip Inductors
11263	NL322522T-4R7J		4.7	5	30	7.96	1.5	220	322522(1210)	Wound Chip Inductors
11306	NL453232T-R15M-S	YAGEO	0.15	20	30	25.2	0.25	450	453232	Wound Chip Inductors

High Frequency Chip Inductors

Detailed product specifications are available on: us. 100y. com. tw

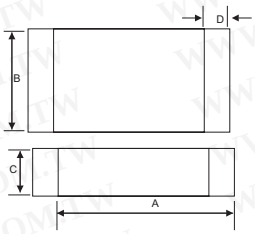

Part No.	A	B	C	D
JCI 2012C (0805)	2.0±0.20	1.2±0.20	0.5±0.3	0.6±0.20
JCI 1608C (0603)	1.6±0.20	0.8±0.20	0.3±0.2	0.6±0.20
JCI 1005C (0402)	1.0±0.10	0.5±0.10	0.5±0.1	0.1(min)

APPLICATIONS:

JCIC series are design for high frequency application up to 6GHz

- Computer products and peripherals
- Global positioning systems
- Mobile Radios.

Features

- Excellent Q values
- Excellent SRF
- Excellent thermal stability
- Operating Temperature : -25℃ to +85℃

Part No.	Product No.	Manufacturer	Description	Inductance @100MHz(nH)	Q(min)at 100MHz	Q(Typ.) 100MHz	Q(Typ.) 800MHz	SRF(MHz)min	RDC mΩmax	IDC max. (mA)	Size
19381	JCI-1005C-10NJ	JANTEK	HIGH FRQUENCY MULTILAYER CHIP INDUCTORS	10	8	11	31	2850	350	300	1005C
19441	JCI-1005C-12NJ	JANTEK	HIGH FRQUENCY MULTILAYER CHIP INDUCTORS	12	8	11	26	2400	450	300	1005C
19442	JCI-1005C-15NJ	JANTEK	HIGH FRQUENCY MULTILAYER CHIP INDUCTORS	15	8	11	26	2400	450	300	1005C
19443	JCI-1005C-18NJ	JANTEK	HIGH FRQUENCY MULTILAYER CHIP INDUCTORS	18	8	11	25	2050	500	300	1005C
19429	JCI-1005C-1N0S	JANTEK	HIGH FRQUENCY MULTILAYER CHIP INDUCTORS	1.0							1005C
19430	JCI-1005C-1N2S	JANTEK	HIGH FRQUENCY MULTILAYER CHIP INDUCTORS	1.2	8	10	40	>6000	100	300	1005C
19431	JCI-1005C-1N5S	JANTEK	HIGH FRQUENCY MULTILAYER CHIP INDUCTORS	1.5	8	10	38	>6000	100	300	1005C
19432	JCI-1005C-1N8S	JANTEK	HIGH FRQUENCY MULTILAYER CHIP INDUCTORS	1.8	8	10	36	>6000	120	300	1005C
19012	JCI-1005C-22NJ	JANTEK	HIGH FRQUENCY MULTILAYER CHIP INDUCTORS	22	8	14	30	1850	550	300	1005C
19444	JCI-1005C-27NJ	JANTEK	HIGH FRQUENCY MULTILAYER CHIP INDUCTORS	27	8	14	26	1750	600	300	1005C
19433	JCI-1005C-2N2S	JANTEK	HIGH FRQUENCY MULTILAYER CHIP INDUCTORS	2.2	8	10	34	>6000	160	300	1005C
19434	JCI-1005C-2N7S	JANTEK	HIGH FRQUENCY MULTILAYER CHIP INDUCTORS	2.7	8	10	32	>6000	200	300	1005C
19445	JCI-1005C-33NJ	JANTEK	HIGH FRQUENCY MULTILAYER CHIP INDUCTORS	33	8	14	24	1500	650	300	1005C
19446	JCI-1005C-39NJ	JANTEK	HIGH FRQUENCY MULTILAYER CHIP INDUCTORS	39	8	14	20	1350	700	300	1005C
19435	JCI-1005C-3N3J	JANTEK	HIGH FRQUENCY MULTILAYER CHIP INDUCTORS	3.3	88	10	30	5700	220	300	1005C
19436	JCI-1005C-3N9J	JANTEK	HIGH FRQUENCY MULTILAYER CHIP INDUCTORS	3.9	8	10	32	5600	250	300	1005C
19447	JCI-1005C-47NJ	JANTEK	HIGH FRQUENCY MULTILAYER CHIP INDUCTORS	47	8	14	18	1200	900	300	1005C

Inductors & Filters

High Frequency Chip Inductors

Detailed product specifications are available on: us. 100y. com. tw

Part No.	Product No.	Manufacturer	Description	Inductance @100MHz(nH)	Q(min)at 100MHz	Q(Typ.) 100MHz	Q(Typ.) 800MHz	SRF(MHz)min	RDC mΩmax	IDC max. (mA)	Size
19437	JCI-1005C-4N7J	JANTEK	HIGH FRQUENCY MULTILAYER CHIP INDUCTORS	4.7	8	10	32	4800	280	300	1005C
19438	JCI-1005C-5N6J	JANTEK	HIGH FRQUENCY MULTILAYER CHIP INDUCTORS	5.6	8	10	32	4350	290	300	1005C
19439	JCI-1005C-6N8J	JANTEK	HIGH FRQUENCY MULTILAYER CHIP INDUCTORS	6.8	8	11	32	3750	300	300	1005C
19440	JCI-1005C-8N2J	JANTEK	HIGH FRQUENCY MULTILAYER CHIP INDUCTORS	22	8	14	30	1850	550	300	1005C
13518	JCI-1608C-10NJ	JANTEK	HIGH FRQUENCY MULTILAYER CHIP INDUCTORS	10	8	11	31	2850	350	300	1608C
13517	JCI-1608C-15NJ	JANTEK	HIGH FRQUENCY MULTILAYER CHIP INDUCTORS	15	8	11	26	2400	450	300	1608C
13516	JCI-1608C-22NJ	JANTEK	HIGH FRQUENCY MULTILAYER CHIP INDUCTORS	22	8	14	30	1850	550	300	1608C
13515	JCI-1608C-33NJ	JANTEK	HIGH FRQUENCY MULTILAYER CHIP INDUCTORS	33	8	14	24	1500	650	300	1608C
13521	JCI-1608C-3N3S	JANTEK	HIGH FRQUENCY MULTILAYER CHIP INDUCTORS	3.3	8	10	30	5700	220	300	1608C
13682	JCI-1608C-47NJ	JANTEK	HIGH FRQUENCY MULTILAYER CHIP INDUCTORS	47	8	14	18	1200	900	300	1608C
13520	JCI-1608C-4N7S	JANTEK	HIGH FRQUENCY MULTILAYER CHIP INDUCTORS	4.7	8	10	32	4800	280	300	1608C
13519	JCI-1608C-6N8J	JANTEK	HIGH FRQUENCY MULTILAYER CHIP INDUCTORS	6.8	8	11	32	3750	300	300	1608C
13529	JCI-2012C-10NJ	JANTEK	HIGH FRQUENCY MULTILAYER CHIP INDUCTORS	10	8	16	45	2500	300	300	2012C
13528	JCI-2012C-33NJ	JANTEK	HIGH FRQUENCY MULTILAYER CHIP INDUCTORS	33	8	18	35	1350	600	300	2012C
13527	JCI-2012C-47NJ	JANTEK	HIGH FRQUENCY MULTILAYER CHIP INDUCTORS	47	8	18	33	1200	700	300	2012C
13526	JCI-2012C-56NJ	JANTEK	HIGH FRQUENCY MULTILAYER CHIP INDUCTORS	56	8	19	31	1150	750	300	2012C
13525	JCI-2012C-68NJ	JANTEK	HIGH FRQUENCY MULTILAYER CHIP INDUCTORS	68	8	19	28	1000	800	300	2012C
13524	JCI-2012C-82NJ	JANTEK	HIGH FRQUENCY MULTILAYER CHIP INDUCTORS	82	8	20	9	850	900	300	2012C
13523	JCI-2012C-R10J	JANTEK	HIGH FRQUENCY MULTILAYER CHIP INDUCTORS	100	8	18		730	1000	300	2012C
13522	JCI-2012C-R12J	JANTEK	HIGH FRQUENCY MULTILAYER CHIP INDUCTORS	120	8	19		650	1300	250	2012C
41629	JCI2012C-3N3K	JANTEK	HIGH FRQUENCY MULTILAYER CHIP INDUCTORS	3.3	13	13	56	>6000	0.13Ω	300	2012C
48608	JCI2012C-R12K	JANTEK	HIGH FRQUENCY MULTILAYER CHIP INDUCTORS	120	19	19		650	1.3Ω	250	2012C
28238	JCI3216-1R0K	JANTEK	HIGH FRQUENCY MULTILAYER CHIP INDUCTORS	1000	8	14	18	1200	900	300	1005C

High Frequency Wound Chip Inductors

Detailed product specifications are available on: us. 100y. com. tw

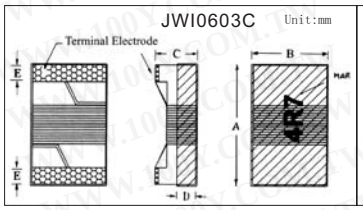

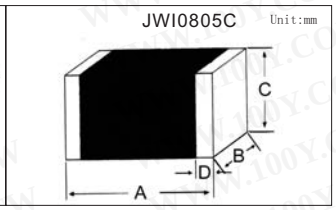

PART NO	A	B	C	D	E
JWI 0603C	1. 6±0. 2mm	0. 80±0. 2mm	0. 8±0. 2mm	0. 30(REF.)	–
JWI 0805C	2. 0±0. 2mm	1. 25±0. 2mm	1. 2±0. 2mm	0. 50(REF.)	0. 4±0. 2mm

JWIC series have been designed especially for the need of high frequency designer.

- VCRs, Video cameras
- Automobile Adio Systems
- Comuter Products and Peripherals

Features

- High frequency design and reliability.
- Excellent SRF, Q values, thermal stability.
- Ferrite of operating temperature range : -40℃ ~ 85℃
- Ceramic of operating temperature range : -55℃ ~ 125℃

Part No.	Product No.	Manufacturer	Description	(nH)@MHz	Q(min)	SRF(MHz)min	RDC Ωmax	IDC max. (mA)	Size	Tolerance (±%)
13551	JWI0603C-10NJ	JANTEK	HIGH FRQUENCY WOUND CHIP INDUCTORS	10@100MHz	30	2800	0.32	400	1.6*0.8mm	5
13552	JWI0603C-12NJ	JANTEK	HIGH FRQUENCY WOUND CHIP INDUCTORS	12@100MHz	30	2800	0.35	400	1.6*0.8mm	5
13553	JWI0603C-15NJ	JANTEK	HIGH FRQUENCY WOUND CHIP INDUCTORS	15@100MHz	30	2500	0.41	350	1.6*0.8mm	5
13554	JWI0603C-22NJ	JANTEK	HIGH FRQUENCY WOUND CHIP INDUCTORS	22@100MHz	30	2000	0.5	300	1.6*0.8mm	5

Inductors & Filters

High Frequency Wound Chip Inductors

Detailed product specifications are available on: us. 100y. com. tw

Part No.	Product No.	Manufacturer	Description	(nH)@MHz	Q(min)	SRF(MHz)min	RDC Ωmax	IDC max. (mA)	Size	Tolerance (±%)
13555	JWI0603C-33NJ	JANTEK	HIGH FRQUENCY WOUND CHIP INDUCTORS	33@100MHz	30	1800	0.6	300	1.6*0.8mm	5
13556	JWI0603C-47NJ	JANTEK	HIGH FRQUENCY WOUND CHIP INDUCTORS	47@100MHz	30	1800	0.95	250	1.6*0.8mm	5
13550	JWI0603C-5N6J	JANTEK	HIGH FRQUENCY WOUND CHIP INDUCTORS	5.6@100MHz	30	4600	0.18	430	1.6*0.8mm	5
13557	JWI0603C-68NJ	JANTEK	HIGH FRQUENCY WOUND CHIP INDUCTORS	68@100MHz	30	1500	1.3	250	1.6*0.8mm	5
13683	JWI0603C-R10J	JANTEK	HIGH FRQUENCY WOUND CHIP INDUCTORS	100@100MHz	30	1300	1.8	200	1 .6*0.8mm	5
13566	JWI0805C-10NJ	JANTEK	HIGH FRQUENCY WOUND CHIP INDUCTORS	10@100MHz	60@500MHz	4800	0.06	600	2*1.25mm	5
13565	JWI0805C-22NJ	JANTEK	HIGH FRQUENCY WOUND CHIP INDUCTORS	22@100MHz	60@500MHz	3300	0.1	500	2*1.25mm	5
13564	JWI0805C-33NJ	JANTEK	HIGH FRQUENCY WOUND CHIP INDUCTORS	33@100MHz	60@500MHz	2400	0.15	500	2*1.25mm	5
41628	JWI0805C-3N3S	JANTEK	HIGH FRQUENCY WOUND CHIP INDUCTORS	3.3	60@1000MHz	6000	0.08	800	2*1.25mm	+/-0.3
13563	JWI0805C-47NJ	JANTEK	HIGH FRQUENCY WOUND CHIP INDUCTORS	47@100MHz	60@500MHz	1700	0.2	500	2*1.25mm	5
13567	JWI0805C-4N7S	JANTEK	HIGH FRQUENCY WOUND CHIP INDUCTORS	4.7@100MHz	60@1000MHz	6000	0.06	600	2*1.25mm	5
13506	JWI0805C-68NJ	JANTEK	HIGH FRQUENCY WOUND CHIP INDUCTORS	68@100MHz	60@500MHz	1450	0.35	500	2*1.25mm	5
13558	JWI0805C-R10J	JANTEK	HIGH FRQUENCY WOUND CHIP INDUCTORS	100@100MHz	60@500MHz	1200	0.5	500	2*1.25mm	5
13562	JWI0805C-R12J	JANTEK	HIGH FRQUENCY WOUND CHIP INDUCTORS	120@25MHz	50@250MHz	1100	0.6	400	2*1.25mm	5
13561	JWI0805C-R15J	JANTEK	HIGH FRQUENCY WOUND CHIP INDUCTORS	150@25MHz	50@250MHz	950	0.85	400	2*1.25mm	5
13560	JWI0805C-R18J	JANTEK	HIGH FRQUENCY WOUND CHIP INDUCTORS	180@25MHz	50@250MHz	900	1.00	400	2*1.25mm	5
13559	JWI0805C-R22J	JANTEK	HIGH FRQUENCY WOUND CHIP INDUCTORS	220@25MHz	50@250MHz	860	1.2	400	2*1.25mm	5

SMD POWER COILS

Detailed product specifications are available on: us. 100y. com. tw

Type ELL6□H

Features

- Thin (height 2.5 mm, 3.0 mm)
- Higher reliability in mounting by separated user terminaland internal connection.
- Large current capability

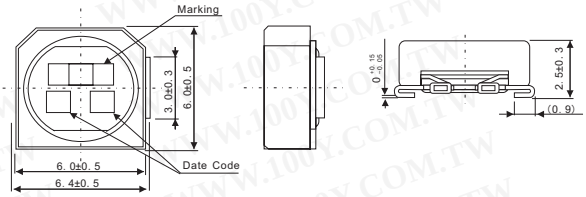

Part No.	Product No.	Manufacturer	Description	Inductance (nH)@MHz	Tolerance (±%)	IDC max. (A)	Size
29234	ELL-6RH220M	Panasonic	SMD Choke Coil	22 uH	20%	700mA	6.0*6.0*2.8mm

Features

- High power (Isat 20 A /100 °C)
- Thin profi le (5.7 mm height)/SMD
- Low leakage fl ux
- RoHS Compliant

Recommended Applications

- DC-DC converter for driving PCs at high speed
- On-board power supply module for DC-DC converters (10 to 40 W)

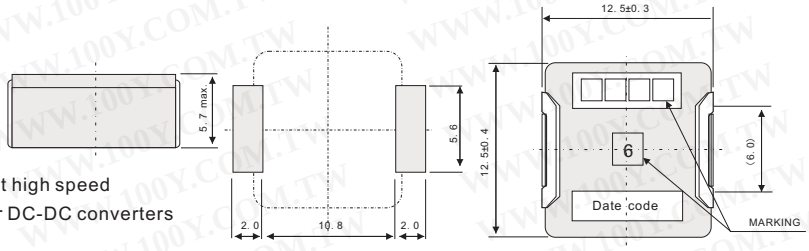

Part No.	Product No.	Manufacturer	Description	Inductance (nH)@MHz	Tolerance (±%)	Size
40896	ETQP6F1R2HFA	Panasonic	Power Choke Coil	2.3uF	30	12.5L*12.5W*5.7Hmm

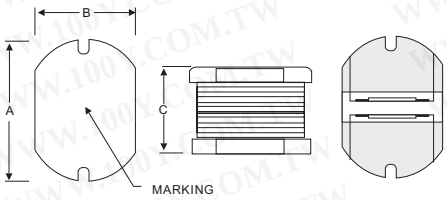

PART	A	B	C
JTP 0403	4.5±0.30	4.0±0.30	3.2±0.30
JTP 0504	5.8±0.30	5.2±0.30	4.5±0.30
JTP 0703	7.8±0.30	7.0±0.30	3.5±0.50
JTP 0705	7.8±0.30	7.0±0.30	5.0±0.50
JTP 1004	10±0.30	9.0±0.30	4.0±0.50
JTP 1005	10±0.40	9.0±0.40	5.4±0.40

Applications:

PDAs flash memory
Step-up, step-down converters
Communication
Digital camera

Part No.	Product No.	Manufacturer	Description	Inductance (nH)@MHz	Tolerance (±%)	IDC max. (A)	Size
21798	JTP0403-100K	JANTEK	SMD POWER COILS	10μH	±10%	1.04	4.5*4.0*3.2
21799	JTP0403-120K	JANTEK	SMD POWER COILS	12μH	±10%	0.97	4.5*4.0*3.2
21800	JTP0403-150K	JANTEK	SMD POWER COILS	15μH	±10%	0.85	4.5*4.0*3.2
21790	JTP0403-1R0	JANTEK	SMD POWER COILS	1.0μH	±20%	2.56	4.5*4.0*3.2
31024	JTP0403-220K	JANTEK	SMD POWER COILS	22μH	±10%	0.68	4.5*4.0*3.2
21791	JTP0403-2R2	JANTEK	SMD POWER COILS	2.2μH	±20%	1.75	4.5*4.0*3.2
21792	JTP0403-2R7	JANTEK	SMD POWER COILS	2.7μH	±20%	1.58	4.5*4.0*3.2
21793	JTP0403-3R3	JANTEK	SMD POWER COILS	3.3μH	±20%	1.44	4.5*4.0*3.2
21794	JTP0403-4R7M	JANTEK	SMD POWER COILS	4.7μH	±20%	1.15	4.5*4.0*3.2
21795	JTP0403-5R6	JANTEK	SMD POWER COILS	5.6μH	±20%	0.99	4.5*4.0*3.2
21796	JTP0403-6R8M	JANTEK	SMD POWER COILS	6.8μH	±20%	0.95	4.5*4.0*3.2
21797	JTP0403-8R2	JANTEK	SMD POWER COILS	8.2μH	±20%	0.84	4.5*4.0*3.2

Inductors & Filters

SMD POWER COILS

Detailed product specifications are available on: us. 100y. com. tw

Part No.	Product No.	Manufacturer	Description	Inductance (nH)@MHz	Tolerance (±%)	IDC max. (A)	Size
22098	JTP0504-101K	JANTEK	SMD POWER COILS	100μH	±10%	0.52	5.8*5.2*4.5
22099	JTP0504-121K	JANTEK	SMD POWER COILS	120μH	±10%	0.48	5.8*5.2*4.5
22100	JTP0504-151K	JANTEK	SMD POWER COILS	150μH	±10%	0.4	5.8*5.2*4.5
22101	JTP0504-220K	JANTEK	SMD POWER COILS	22μH	±10%	1.11	5.8*5.2*4.5
22102	JTP0504-221K	JANTEK	SMD POWER COILS	220μH	±10%	0.38	5.8*5.2*4.5
22103	JTP0504-270K	JANTEK	SMD POWER COILS	27μH	±10%	0.97	5.8*5.2*4.5
22104	JTP0504-330K	JANTEK	SMD POWER COILS	33μH	±10%	0.88	5.8*5.2*4.5
22105	JTP0504-470K	JANTEK	SMD POWER COILS	47μH	±10%	0.72	5.8*5.2*4.5
22107	JTP0504-560K	JANTEK	SMD POWER COILS	56μH	±10%	0.68	5.8*5.2*4.5
22106	JTP0504-680K	JANTEK	SMD POWER COILS	68μH	±10%	0.61	5.8*5.2*4.5
22108	JTP0703-271K	JANTEK	SMD POWER COILS	270μH	±10%	0.29	7.8*7*3.5
22109	JTP0703-331K	JANTEK	SMD POWER COILS	330μH	±10%	0.28	7.8*7*3.5
21801	JTP0705-471K	JANTEK	SMD POWER COILS	470μH	±10%	0.34	7.8*7*5
41085	JTP1004-100K	JANTEK	SMD POWER COILS	10μH	±10%	2.38	10*9*4
21802	JTP1004-561K	JANTEK	SMD POWER COILS	560μH	±10%	0.32	10*9*4
40468	JTP1005-100K	JANTEK	SMD POWER COILS	10μH	±10%	2.6A	10*9*5.4
21805	JTP1005-102K	JANTEK	SMD POWER COILS	1000μH	±10%	0.22	10*9*5.4
21803	JTP1005-681K	JANTEK	SMD POWER COILS	680μH	±10%	0.28	10*9*5.4
41148	SD1004-100MEA		SMD POWER COILS	10μH	±20%	2.38	10*9*4

Inductor For PCB

Detailed product specifications are available on: us. 100y. com. tw

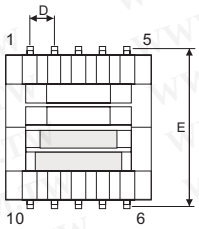

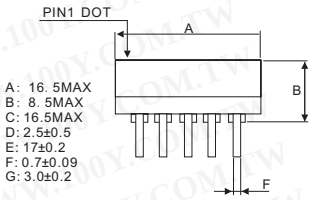

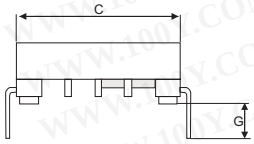

Part No.	Product No.	Manufacturer	Description
26886	SMT-EDF15-048	CHILISIN	Inductor For PCB
26887	SMT-EDF15-049	CHILISIN	Inductor For PCB

Ferrite Beads

Ferrite Beads

Detailed product specifications are available on: us. 100y. com. tw

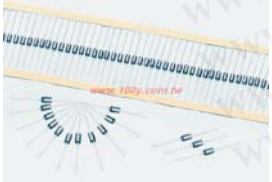

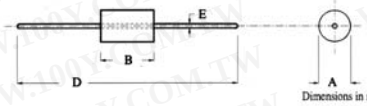

PART NO	A	B	D	E
RH3. 5*4. 7*0. 8	3.5±0.15		46	0. 8
RH3. 5*6. 0*0. 8	3.5±0.15	6.0±0.30	46	0. 8
RH3. 5*9. 0*0. 8	3.5±0.15	9.0±0.30	46	0. 8

PART NO.	Impedance (Ω)		Specification (mm)	
	25MHz	100MHz	A	B
RH3.5*4.7*0.8	35°	60°	3.5±0.15	4.7±0.30
RH3.5*6.0*0.8	50°	75°	3.5±0.15	6.0±0.30
RH3.5*9.0*0.8	80°	120°	3.5±0.15	9.0±0.30

Part No.	Product No.	Description	Size A(OD)×B(L)	Imp. Ω (25MHz)	Imp. Ω (100MHz)
42159	RH3.5*3.0*0.8	Ferrite Beads	3.5*3.0	30	50
9988	RH3.5*4.7*0.8	Ferrite Beads	3.5*4.7	35	60
9989	RH3.5*6.0*0.8	Ferrite Beads	3.5*6.0	50	75
9990	RH3.5*9.0*0.8	Ferrite Beads	3.5*9.0	80	120

S.M.B Chip Ferrite Bead

Detailed product specifications are available on: us. 100y. com. tw

FEATURES

- Although greatly miniaturized, this wire-wound chip-type filter maintains the characteristics needed for a common-mode filter. Common-mode impedance is 1000Ω [at 100MHz], so this filter is greatly effective in supporting noise.
- Almost no affect upon even high speed signals since differential mode impedance is kept low.
- This series includes both 2-line and 3-line types. They are used for various types of circuits and noise.

Part No.	Product No.	Manufacturer	Description
41653	ACM2012-900-2P-T000	TDK	S.M.B Chip Ferrite Bead

Inductors & Filters

S.M.B Chip Ferrite Bead

Detailed product specifications are available on: us. 100y. com. tw

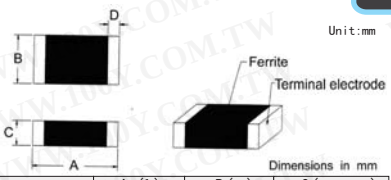

PART NO	A (h)	B (w)	C (narrow)
JCB 201209	2.0±0.2	1.25±0.2	0.85±0.2
JCB 160808	1.6±0.2	0.8±0.2	0.8±0.2
JCB 321611	3.2±0.2	1.6±0.2	1.1±0.2

PART NO.	Resistance (Ω)	Text frequency(Mhz)	RDC (Ω) Max.	IDC (Ma) Max.
JCB type (nominal)				
JCB160808-800	80± 25%	100	0.30	300
JCB321611-310	31± 25%	100	0.20	500
JCB type (others)				
JCB201209-110	11± 25%	100	0.10	600
JCB type (high resistance)				
JCB201209-301	300± 25%	100	0.30	200

Part No.	Product No.	Manufacturer	Description	Size A×B×C	Imp. Ω (25MHz)	Imp. Ω (100MHz)
12089	JCB160808-800		S.M.B Chip Ferrite Bead	1.6*0.8*0.8	0.35	80Ω
50464	JCB160808A-601/1	JANTEK	S.M.B Chip Ferrite Bead	1.6*0.8*0.8	0.45	600Ω
39003	JCB160808A-601/1	JANTEK	S.M.B Chip Ferrite Bead	1.6*0.8*0.8	0.45	600Ω
24091	JCB201209-101	JANTEK	S.M.B Chip Ferrite Bead	1.5*2.3*1.3	0.1	100Ω±25%
8113	JCB201209-110		S.M.B Chip Ferrite Bead	1.5*2.3*1.3	0.1	11Ω±25%
29316	JCB201209-301	JANTEK	S.M.B Chip Ferrite Bead	1.5*2.3*1.3	<0.5	300Ω
15301	JCB201209-301		S.M.B Chip Ferrite Bead	1.5*2.3*1.3	<0.5	300Ω
50465	JCB201209A-601/2	JANTEK	JCB Chip Ferrite Bead	2*1.2*0.9	0.15	600Ω±25%
49891	JCB201209A-601/2	JANTEK	JCB Chip Ferrite Bead	2*1.2*0.9	0.15	600Ω±25%
19416	JCB321611-310	JANTEK	S.M.B Chip Ferrite Bead	3.2*1.6*1.1	0.2	31Ω±25%
39610	JCB321611A-101/3	JANTEK	S.M.B Chip Ferrite Bead	3.2*1.6*1.1	0.3	100Ω±25%
48120	JCB322513-900	JANTEK	S.M.B Chip Ferrite Bead	3.2*2.5*1.3	0.3	90Ω±25%

FEATURES

Unlike conventional beads, these beads do not require wiring: Simply mounts them ontothe PCB to eliminate the EMI/RFI.
Specially designed for surface mounting equipment, available in various size which allows them to wide rang of application and usage.
Best designed and tested to offer high impedance for volume.

PART NO	A	B	C	D
S/PB 321611	3.2±0.20	1.60±0.20	1.1±0.20	0.5±0.3

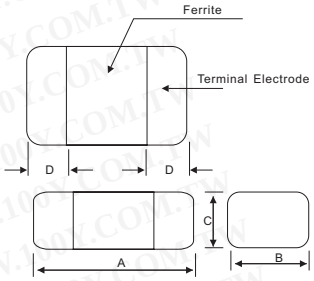

Part No.	Product No.	Manufacturer	Description	Size A×B×C	Imp. Ω (25MHz)	Imp. Ω (100MHz)
22039	PBY321611T-501Y-S	YAGEO	1206 Multilayer Chip Bead(For Large Current)	3.2*1.6*1.1		500Ω
38740	PBY321611T-700Y-N	CHILISIN	Multilayer Ferrite Chip Bead	3.2*1.6*1.1mm		

FEATURES

Standard type used to suppress lower-frequency, lower current signals.
Impedance over a broad frequency range.
Suitable for flow and reflow soldering.
Available in 8 sizes.

PART NO	A	B	C	D
SB 160808 (0603)	1.6±0.20	0.80±0.20	0.8±0.20	0.3±0.20
SB 201209 (0805)	2.0±0.20	1.25±0.20	0.9±0.20	0.5±0.30

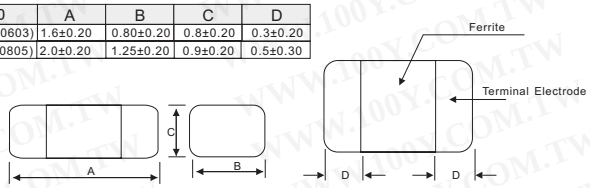

Part No.	Product No.	Manufacturer	Description	Size A×B×C	Imp. Ω (100MHz)
32656	SBK160808T-102Y-N	CHILISIN	Multilayer Ferrite Chip Bead	1.6*0.8*0.8mm	1000
44464	SBK160808T-102Y-S	CHILISIN	Multilayer Ferrite Chip Bead	1.6*0.8*0.8mm	1000
22032	SBK201209T-301Y-S	YAGEO	Multilayer Ferrite Chip Bead	2.0*1.25*0.9mm	300
22038	SBK201209T-601Y-S	YAGEO	Multilayer Ferrite Chip Bead	2.0*1.25*0.9mm	600
38660	SBK201209T-800Y-N	YAGEO	Multilayer Ferrite Chip Bead	2.0*1.25*0.9mm	80
38662	SBK201209Y-121Y-N	YAGEO	Multilayer Ferrite Chip Bead	2.0*1.25*0.9mm	120



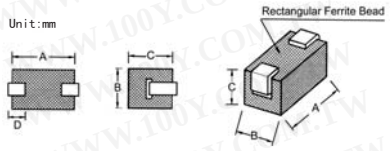

PART NO.	Resistance (Ω)		Specifications (mm)			
	25MHz	100MHz	A	B	C	D
SMB403025	30°	47±20%	4.0±0.15	3.1±0.1	2.6±0.1	1.35±0.20
SMB853025	60°	90±20%	8.5±0.15	3.1±0.1	2.6±0.1	2.00±0.20

Applications

S. M. BEADS series have high resistance to heat and humidity and accurate dimensions for automatically surface mounted.

- Cellular phones
- Telecommunication systems
- Wireless communications equipment
- Computer products

Part No.	Product No.	Description	Size A×B×C	Imp. Ω (25MHz)	Imp. Ω (100MHz)
20318	SMB302520	S.M.B Chip Ferrite Bead	3*2.5*2.0	20Ω±20%	30Ω±20%
20320	SMB403025	S.M.B Chip Ferrite Bead	4*3.1	30	47Ω±20%
3522	SMB403025	S.M.B Chip Ferrite Bead	4*3.1	30	47Ω±20%
20319	SMB853025	S.M.B Chip Ferrite Bead	3.1*1.45*8.5	60	90Ω±20%

TEL: Taiwan: 886-3-5753170
FAX: Taiwan: 886-3-5753172
E-mail: Taiwan: us_ sale@100y.com.tw
Shenzhen: 86-755-83298787
Shenzhen: 86-755-83640655
Shenzhen: 100y@163. com
Shanghai: 86-21-54151736
Shanghai: 86-21-64605107
Shanghai: 100y-1@163. com

Inductors & Filters

Wide Band Choke (R6H & R8H Type)

Detailed product specifications are available on: us. 100y. com. tw

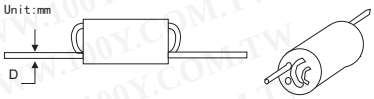

TYPE	A	B	C	D
PH 6X10	6.0 0.25	10.0 0.30	0.9 0.15	0.5 0.05

Applications

WIDE BAND CHOKE have been mainly used in PC products to filter EMI from the outside.

- Computer products
- Wireless communication equipment
- Telecommunication equipment

PART NO.	TURNS Ts	Typical 25 MHz	resistance (Ω) 100 Mhz
A6R6H2.5TS	2.5	500	600

Part No.	Product No.	Manufacturer	Description	Imp. Ω (25MHz)	Imp. Ω (100MHz)	Turns Ts
9992	A6R6H1.5TS	JANTEK	Wide Band Choke	300	500	1? TS
9993	A6R6H2.5TS		Wide Band Choke	500	600	2? TS

Cable Ferrites

Detailed product specifications are available on: us. 100y. com. tw

DATAKUBE BIUSE FUKTERS is hinged-clamp and have a nice shape. It also have high erformance for EMI.

- Internal and external power cables.
- Computer peripherals
- Digital TV,TV Monitor and Printers

Features

Internal dimensions from 1.9mm to 35mm radius.

Precision formed smooth surfaces prevent damage to wire insulation. Custom designs available.

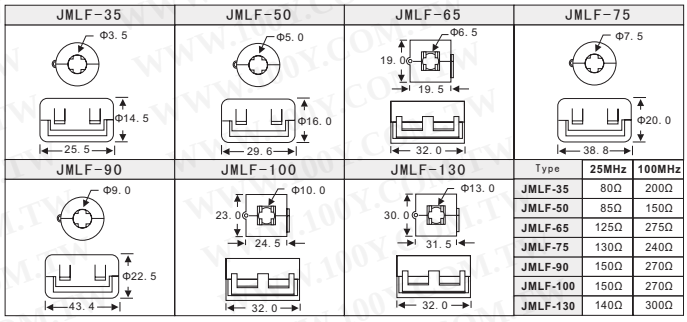

Type	25MHz	100MHz
JMLF-35	80Ω	200Ω
JMLF-50	85Ω	150Ω
JMLF-65	125Ω	275Ω
JMLF-75	130Ω	240Ω
JMLF-90	150Ω	270Ω
JMLF-100	150Ω	270Ω
JMLF-130	140Ω	300Ω

Part No.	Product No.	Description	Type	Cable/Hole Dia.mm	Imp. Ω (25MHz)	Imp. Ω (100MHz)
3519	JMLF-100	Cable Ferrites	JMLF-100	100	130	290
3520	JMLF-130	Cable Ferrites	JMLF-130	130	140	300
3521	JMLF-35	Cable Ferrites	JMLF-35B	35	80	200
9994	JMLF-50	Cable Ferrites	JMLF-50	5mm	85	150
8111	JMLF-65	Cable Ferrites	JMLF-65	65mm	125	275
8112	JMLF-75	Cable Ferrites	JMLF-75	75mm	130	240
9995	JMLF-90	Cable Ferrites	JMLF-90	90mm	150	270



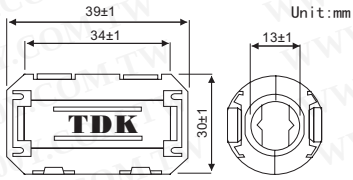

FEATURES

- Ferrite core provides excellent absorption of high-frequency EMI
- Unique plastic case provides for simple, convernient installation (and with self-hold mechanism in the case of ZCAT-A) for cables
- High effectiveness against common-mode EMI without adverse on signal quality.
- Large core handles the biggest surges without saturating

Part No.	Product No.	Manufacturer	Description	Type	Cable/Hole Dia.mm	Imp. Ω (25MHz)	Imp. Ω (100MHz)
49564	ZCAT1325-0530A	TDK	Cable Ferrites	ZCAT	5±1	50Ω	50Ω
31999	ZCAT1518-0730	TDK	Cable Ferrites	ZCAT	7±1	15Ω	15Ω
49565	ZCAT1730-0730A	TDK	Cable Ferrites	ZCAT	7±1	50Ω	50Ω
49562	ZCAT2032-0930	TDK	Cable Ferrites	ZCAT	9±1	80Ω	80Ω
49563	ZCAT2132-1130	TDK	Cable Ferrites	ZCAT	11±1	50Ω	50Ω
13975	ZCAT3035-1330	TDK	Cable Ferrites	ZCAT	13±1	80Ω	80Ω

Part No.	Product No.	Manufacturer	Description	Type	Cable/Hole Dia.mm	Imp. Ω (25MHz)	Imp. Ω (100MHz)
50704	ZLF-110B	CHILISIN	Cable Ferrites	ZLF-110B	11mm	65	135
50705	ZLF-120B	CHILISIN	Cable Ferrites	ZLF-110B	12mm	150	320
50701	ZLF-35B	CHILISIN	Cable Ferrites	ZLF-35B	3.5mm	50	80
50702	ZLF-50B	CHILISIN	Cable Ferrites	ZLF-50B	5mm	64	160
50703	ZLF-75B	CHILISIN	Cable Ferrites	ZLF-75B	7.5mm	100	190

- We provide a wide range of products to development and maintenance engineers in all type of business
- If you cannot find the components you want on the catalogue, please call us.

Taiwan: 886-3-5753170
Shanghai: 021-54151736 Shenzhen: 0755-83298787

Centenary Materials
Waiting for your phone call

Inductors & Filters

T-Type Ferrite Cores

Detailed product specifications are available on: us. 100y. com. tw

Application :

The T core are mainly used for coupling transformers, balancing coils, fixed coils and filter coils. The ring configurations provide the ultimate in utilization of the properties of ferrite. Pulse transformer filter inductors loading coil and balun transformers are a few of application for this type core.

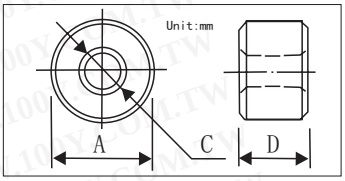

ITEM (A*C*D)
12*5.5*3
17.5*9.5*7
22.5*13.8*6.4
22.5*13.8*8
31*19*8
6*4*2
9.5*4.8*3

Part No.	Product No.	Manufacturer	Description	Outside Dia(mm)	Inside Dia(mm)	Thickness(mm)
9998	T12*5.5*3	CFE	T-Type Ferrite Cores	12	5.5	3
10003	T17.5*9.5*7	CFE	T-Type Ferrite Cores	17.5	9.5	7
10001	T22.5*13.8*6.4	CFE	T-Type Ferrite Cores	22.5	13.8	6.4
10000	T22.5*13.8*8	CFE	T-Type Ferrite Cores	22.5	13.8	8
41196	T31*19*7.5	CFE	T-Type Ferrite Cores	31	19	7.5
9996	T6*4*2	CFE	T-Type Ferrite Cores	6.0	4.0	2.0
9997	T9.5*4.8*3	CFE	T-Type Ferrite Cores	9.5	4.8	3

RH-Type Ferrite Cores

Detailed product specifications are available on: us. 100y. com. tw

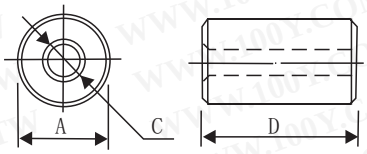

unit: mm

Z: 43ohm MIN@ 25mhZ
Z: 85ohm MIN@ 100mhZ

A: 95±0. 3
B: 4. 8±0. 2
C: 12. 7±0. 5

Text item	Z@25MHz	Z@100MHz	A	C	D
1	73	124	9.45	4.84	12.71
2	74	124	9.50	4.89	12.62
3	73	124	9.55	4.87	12.74
4	73	125	9.55	4.89	12.71
5	73	124	9.57	4.87	12.74
$\bar{X}$	73.2	124.2	9.52	4.87	12.70

Part No.	Product No.	Manufacturer	Description	Dia.(mm)	Inside Dia(mm)	Length(mm)
10011	EM11-RH9.5*4.8*12.7	CFE	T-Type Ferrite Cores	9.5	4.8	12.7
10013	L3E-RH14.2*6.35*28.5	CFE	T-Type Ferrite Cores	14.2	6.35	28.5
10012	L52-RH12*7.3*15	CFE	T-Type Ferrite Cores	12	7.3	15
10010	L52-RH4.6*1.85*6	CFE	T-Type Ferrite Cores	4.6	1.85	6

DR2W,DR2WS-Type Ferrite Cores

Detailed product specifications are available on: us. 100y. com. tw

Application :

R core is mainly used as the magnetic cores of the coils which do not require adjustments as well as magnetic shiled. RWW type are used for peaking coils and micro inductors.

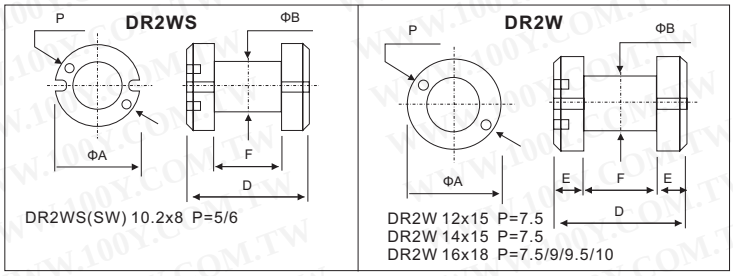

Part No.	Product No.	Description	A*D(mm)	B ∮ (mm)	F(mm)	P(mm)	Materials
23432	DR2W12*15	Ferrite Cores	12*15	6	10	7.5	LI1
23433	DR2W14*15	Ferrite Cores	14*15	6.5	9	8.5	LI1
23434	DR2W16*18	Ferrite Cores	16*18	10	13	10	LI1
23430	DR2WS-8*10	Ferrite Cores	8*10	4.5	5,5	5	LI1

R,RWW-Type Rod Ferrite Cores

Detailed product specifications are available on: us. 100y. com. tw

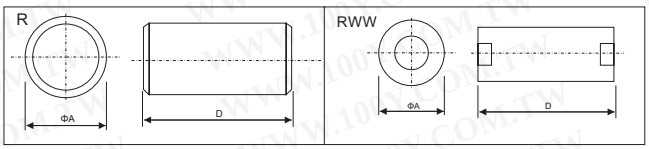

Part No.	Product No.	Description	A ∮ *D(mm)	Materials
23438	R3*12.2	Rod Cores	3*12.2	EM11
23441	R6*15	Rod Cores	6*15	Q4
23442	R6*20	Rod Cores	6*20	Q4
23443	R6*25	Rod Cores	6*25	L62
47814	R8*25	Rod Cores	8*25	D4
23446	R8*32	Rod Cores	8*32	L18K
23439	RWW4*20	Rod Cores	4*20	D4

TEL: Taiwan: 886-3-5753170
FAX: Taiwan: 886-3-5753172
E-mail: Taiwan: us_ sale@100y.com.tw
Shenzhen: 86-755-83298787
Shenzhen: 86-755-83640655
Shenzhen: 100y@163. com
Shanghai: 86-21-54151736
Shanghai: 86-21-64605107
Shanghai: 100y-1@163. com