




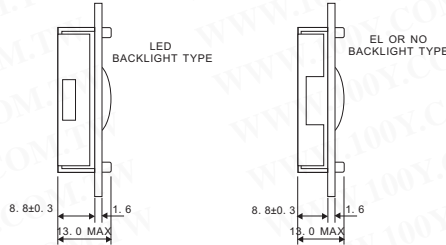
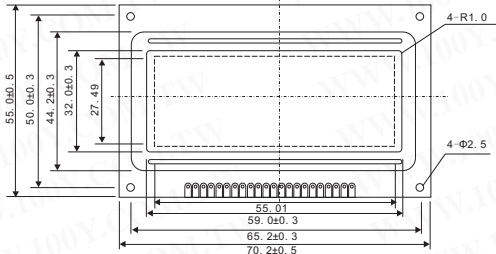
Graphic Module LCD

Detailed product specifications are available on: us.100y.com.tw



FEATURES

LCD TYPE	STN/FSTN
LCM BACKLIGHT TYPE	LED/EL BACKLIGHT
LCM CONTROLLER IC	BUILT IN Ks0108 OR EQUIVALENT
POWER SUPPLY FOR LCM	DC+5.0V
LED BACKLIGHT INPUT	DC+5.0V
EL BACKLIGHT INPUT	AC 90~100V (400~700HZ)
EL INVERTER	SDEC-1002A
FL BACKLIGHT INPUT	SDEC-1002A

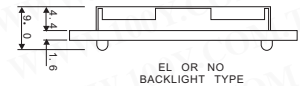
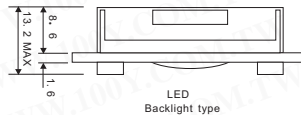
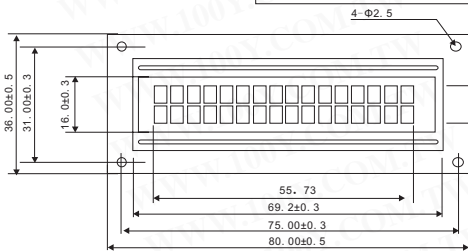


Part No.	Product No.	Manufacturer	Description	Size	Screen size	Word size
1868	LMG-SSC12E64DRG	SDEC	128*64 Dots Graphic Module LCD	70.2*55*10	59*32	0.40*0.40



FEATURES

LCD MODE	TN/STN
BACKLIGHT TYPE	LED/EL BACKLIGHT
CHARACTER FONTS	5x8 DOTS (WITH CURSOR)
CONTROLLER	NT3881 OR EQUIVALENT
POWER SUPPLY FOR LCM	DC+5V
LED BACKLIGHT INPUT	DC+5V
EL BACKLIGHT INPUT	AC90~100V (400~700Hz)
EL INVERTER	SDEC-1001A (1001B)



Part No.	Product No.	Manufacturer	Description	Size	Screen size	Word size
16723	LMG-SSC2B16DLGY	SDEC	5*8 Dots Graphic Module LCD	80*36*13.2(T)	65.0*16.0	0.5*0.55

Display Backlight Panels

Detailed product specifications are available on: us.100y.com.tw



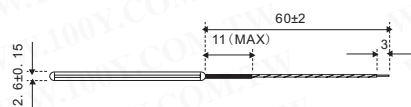
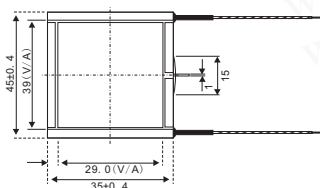
- Voltage: 4.2V
- Current: 450mA
- Wave length: 570λp (nm)

Part No.	Product No.	Description	Overall A*B(mm)	Input Volt.
17652	11037	LED Backlight Chips-on-Board	110*37	4.2V



Display Backlight Panels

Part No.	Product No.	Description	Overall A*B(mm)
14711	95*27mm	Display Backlight Panels	95*27



Part No.	Product No.	Manufacturer	Description	Overall A*B(mm)	Input Volt.	Brightness(cd/m2)	Color
29219	CL180610U01	DELTA OPTO	Cold Cathode Flat Fluorescent Lamps	42(L)*43(W)*21.5(H)	5VDC	2500	White

