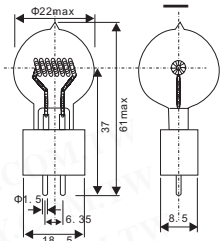




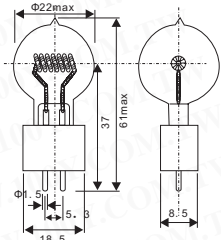
IWASAKI Projection Lamps

Detailed product specifications are available on: us.100y.com.tw



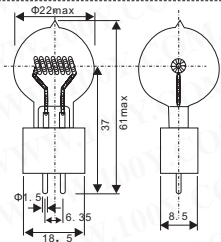
Type	Reference or Substitute Lamp	Volts (V)	Watts (W)	Approx Initial Lumens (lm)	Colour Temp (k)	Rated Av. life (hrs)	Dimensions (mm)			Base	Filament	Fig. No.
							M. D.	M.O.L.	L.C.L.			
JCD600WC/A2	—	100, 120	600	17000	3200	75	22	61	37	G6.35-1.5	CC-6	2

Part No.	Product No.	Manufacturer	Description	Voltage (V)	Watts (W)	Color(K)	Filament Design	Ave. Life (hr)
31744	IWASAKI-JCD600WC/A2	IWASAKI	IWASAKI_Projection Lamp	100V/120V	600W	3200K	G6.35-1.5	75hr.



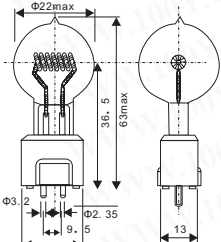
Type	Reference or Substitute Lamp	Volts (V)	Watts (W)	Approx Initial Lumens (lm)	Colour Temp (k)	Rated Av. life (hrs)	Dimensions (mm)			Base	Filament	Fig. No.
							M. D.	M.O.L.	L.C.L.			
JCD600WS/A1	—	100, 120	600	18600	3400	25	22	61	37	G5.3	CC-6 (2)	

Part No.	Product No.	Manufacturer	Description	Voltage (V)	Watts (W)	Color(K)	Filament Design	Ave. Life (hr)
31740	IWASAKI-JCD600WS/A1	IWASAKI	IWASAKI_Projection Lamp	100V/120V	600W	3400K	G5.3	25hr.



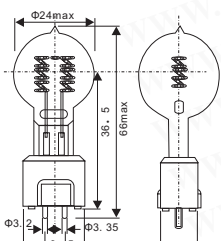
Type	Reference or Substitute Lamp	Volts (V)	Watts (W)	Approx Initial Lumens (lm)	Colour Temp (k)	Rated Av. life (hrs)	Dimensions (mm)			Base	Filament	Fig. No.
							M. D.	M.O.L.	L.C.L.			
JCD600WS/A2	—	100, 120	600	18600	3400	25	22	61	37	G6.35-1.5	CC-6	2

Part No.	Product No.	Manufacturer	Description	Voltage (V)	Watts (W)	Color(K)	Filament Design	Ave. Life (hr)
31743	IWASAKI-JCD600WS/A2	IWASAKI	IWASAKI_Projection Lamp	100V/120V	600W	3400K	G6.35-1.5	25hr.



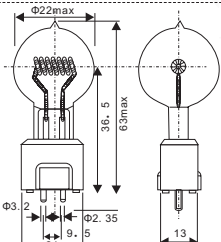
Type	Reference or Substitute Lamp	Volts (V)	Watts (W)	Approx Initial Lumens (lm)	Colour Temp (k)	Rated Av. life (hrs)	Dimensions (mm)			Base	Filament	Fig. No.
							M. D.	M.O.L.	L.C.L.			
JCD650WC/B	—	100, 120	650	18200	3200	50	24	66	36.5	GY9.5	CC-6	3

Part No.	Product No.	Manufacturer	Description	Voltage (V)	Watts (W)	Color(K)	Filament Design	Ave. Life (hr)
31746	IWASAKI-JCD650WC/B	IWASAKI	IWASAKI_Projection Lamp	100V/120V	650W	3200K	GY9.5	50hr.



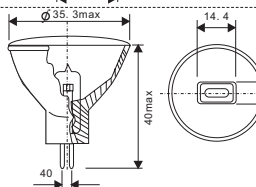
Type	Reference or Substitute Lamp	Volts (V)	Watts (W)	Approx Initial Lumens (lm)	Colour Temp (k)	Rated Av. life (hrs)	Dimensions (mm)			Base	Filament	Fig. No.
							M. D.	M.O.L.	L.C.L.			
JCD650WC/B	DYR	220/230	650	16500	3200	50	24	66	36.5	GY9.5	2CC-8	4
		240/250	650	16500	3200	50	24	66	36.5	GY9.5	2CC-8	4

Part No.	Product No.	Manufacturer	Description	Voltage (V)	Watts (W)	Color(K)	Filament Design	Ave. Life (hr)	ANSI
31749	IWASAKI-JCD650WC/B	IWASAKI	IWASAKI_Projection Lamp	220V/230V/240V/250V	650W	3200K	GY9.5	50hr.	DYR



Type	Reference or Substitute Lamp	Volts (V)	Watts (W)	Approx Initial Lumens (lm)	Colour Temp (k)	Rated Av. life (hrs)	Dimensions (mm)			Base	Filament	Fig. No.
							M. D.	M.O.L.	L.C.L.			
JCD650WS/B	—	100, 120	650	20000	3400	25	22	63	36.5	GY9.5	CC-6	3

Part No.	Product No.	Manufacturer	Description	Voltage (V)	Watts (W)	Color(K)	Filament Design	Ave. Life (hr)
31745	IWASAKI-JCD650WS/B	IWASAKI	IWASAKI_Projection Lamp	100V/120V	650W	3400K	GY9.5	25hr.



Type	Reference or Substitute Lamp	Volts (V)	Watts (W)	Colour Temp (k)	Rated Av. life (hrs)	Dimensions (mm)		Base	Filament	Fig. No.
						M. D.	M.O.L.			
JCR12V35W2H/GZ4	—	12	35	3100	700	35.3	40.0	GZ4	C-8	2

Part No.	Product No.	Manufacturer	Description	Voltage (V)	Watts (W)	Color(K)	Filament Design	Ave. Life (hr)
31693	IWASAKI-JCR 12V35W2H	IWASAKI	IWASAKI_Projection Lamp	12V	35W	3100K	GZ4	700hr.

- We provide a wide range of products to development and maintenance engineers in all type of business
- If you cannot find the components you want on the catalogue, please call us.

Taiwan: 886-3-5753170

Shanghai: 021-54151736 Shenzhen: 0755-83298787

Centenary Materials

Waiting for your phone call



T E L : Taiwan: 886-3-5753170
 F A X : Taiwan: 886-3-5753172
 E-mail : Taiwan: us_sale@100y.com.tw

Shenzhen: 86-755-83298787
 Shenzhen: 86-755-83640655
 Shenzhen: 100y@163.com

Shanghai: 86-21-54151736
 Shanghai: 86-21-64605107
 Shanghai: 100y-1@163.com