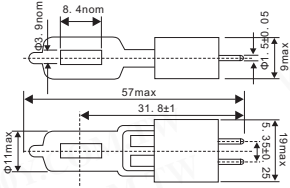




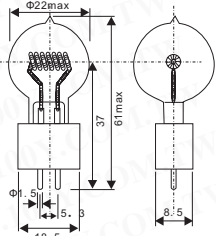
IWASAKI_Projection Lamps

Detailed product specifications are available on: us.100y.com.tw



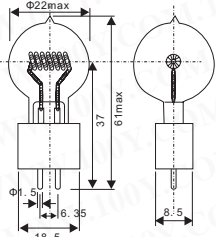
Type	Reference or Substitute Lamp	Volts (V)	Watts (W)	Approx Initial Lumens (lm)	Colour Temp (k)	Rated Av. life (hrs)	Dimensions (mm)			Base	Filament	Fig. No.
							M. D.	M.O.L.	L.C.L.			
JCD360W/A1	EYB	82	360	11000	3250	75	11	57	32.8	G5.3	CC-8	1

Part No.	Product No.	Manufacturer	Description	Voltage (V)	Watts (W)	Color(K)	Filament Design	Ave. Life (hr)	ANSI
31721	IWASAKI-JCD360W/A1	IWASAKI	IWASAKI_Projection Lamp	82V	360W	3250K	G5.3	75hr.	EYB



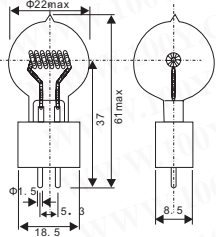
Type	Reference or Substitute Lamp	Volts (V)	Watts (W)	Approx Initial Lumens (lm)	Colour Temp (k)	Rated Av. life (hrs)	Dimensions (mm)			Base	Filament	Fig. No.
							M. D.	M.O.L.	L.C.L.			
JCD500WC/A1	—	100, 120	500	14000	3200	75	22	61	37	G5.3	CC-6	(2)

Part No.	Product No.	Manufacturer	Description	Voltage (V)	Watts (W)	Color(K)	Filament Design	Ave. Life (hr)
31723	IWASAKI-JCD500WC/A1	IWASAKI	IWASAKI_Projection Lamp	100V/120V	500W	3200K	G5.3	75hr.



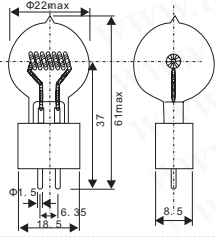
Type	Reference or Substitute Lamp	Volts (V)	Watts (W)	Approx Initial Lumens (lm)	Colour Temp (k)	Rated Av. life (hrs)	Dimensions (mm)			Base	Filament	Fig. No.
							M. D.	M.O.L.	L.C.L.			
JCD500WC/A2	—	100, 120	500	14000	3200	75	22	61	37	G6.35-1.5	CC-6	2

Part No.	Product No.	Manufacturer	Description	Voltage (V)	Watts (W)	Color(K)	Filament Design	Ave. Life (hr)
31725	IWASAKI-JCD500WC/A2	IWASAKI	IWASAKI_Projection Lamp	100/120V	500W	3200K	G6.35-1.5	75hr.



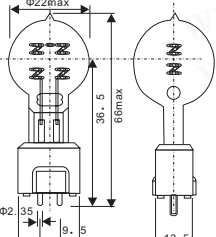
Type	Reference or Substitute Lamp	Volts (V)	Watts (W)	Approx Initial Lumens (lm)	Colour Temp (k)	Rated Av. life (hrs)	Dimensions (mm)			Base	Filament	Fig. No.
							M. D.	M.O.L.	L.C.L.			
JCD500WS/A1	—	100, 120	500	15500	3400	25	22	61	37	G5.3	CC-6	(2)

Part No.	Product No.	Manufacturer	Description	Voltage (V)	Watts (W)	Color(K)	Filament Design	Ave. Life (hr)
31722	IWASAKI-JCD500WS/A1	IWASAKI	IWASAKI_Projection Lamp	100V/120V	500W	3400K	G5.3	25hr.



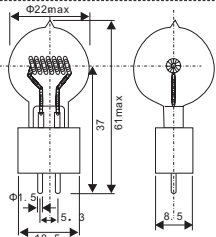
Type	Reference or Substitute Lamp	Volts (V)	Watts (W)	Approx Initial Lumens (lm)	Colour Temp (k)	Rated Av. life (hrs)	Dimensions (mm)			Base	Filament	Fig. No.
							M. D.	M.O.L.	L.C.L.			
JCD500WS/A2	—	100, 120	500	15500	3400	25	22	61	37	G6.35-1.5	CC-6	2

Part No.	Product No.	Manufacturer	Description	Voltage (V)	Watts (W)	Color(K)	Filament Design	Ave. Life (hr)
31724	IWASAKI-JCD500WS/A2	IWASAKI	IWASAKI_Projection Lamp	100V/120V	500W	3400K	G6.35-1.5	25hr.



Type	Reference or Substitute Lamp	Volts (V)	Watts (W)	Approx Initial Lumens (lm)	Colour Temp (k)	Rated Av. life (hrs)	Dimensions (mm)			Base	Filament	Fig. No.
							M. D.	M.O.L.	L.C.L.			
JCD530WC/G1	DYR A1/244	220/230	530	14500	3200	50	22	66	36.5	GY9.5	2CC-8	5
		240	530	14500	3200	50	22	66	36.5	GY9.5	2CC-8	5

Part No.	Product No.	Manufacturer	Description	Voltage (V)	Watts (W)	Color(K)	Filament Design	Ave. Life (hr)	ANSI
31752	IWASAKI-JCD530WC/B	IWASAKI	IWASAKI_Projection Lamp	220V/230V/240V	530W	3200K	GY9.5	50hr.	DYR A1/244



Type	Reference or Substitute Lamp	Volts (V)	Watts (W)	Approx Initial Lumens (lm)	Colour Temp (k)	Rated Av. life (hrs)	Dimensions (mm)			Base	Filament	Fig. No.
							M. D.	M.O.L.	L.C.L.			
JCD600WS/A1	DYH	100, 120	600	17000	3200	75	22	61	37	G5.3	CC-6	(2)

Part No.	Product No.	Manufacturer	Description	Voltage (V)	Watts (W)	Color(K)	Filament Design	Ave. Life (hr)	ANSI
31742	IWASAKI-JCD600WC/A1	IWASAKI	IWASAKI_Projection Lamp	100V/120V	600W	3200K	G5.3	75hr.	DYH

- We provide a wide range of products to development and maintenance engineers in all type of business
- If you cannot find the components you want on the catalogue, please call us.

Taiwan: 886-3-5753170
Shanghai: 021-54151736 Shenzhen: 0755-83298787

Centenary Materials
Waiting for your phone call



T E L : Taiwan: 886-3-5753170
F A X : Taiwan: 886-3-5753172
E-mail : Taiwan: us_sale@100y.com.tw

Shenzhen: 86-755-83298787
Shenzhen: 86-755-83640655
Shenzhen: 100y@163.com

Shanghai: 86-21-54151736
Shanghai: 86-21-64605107
Shanghai: 100y-1@163.com