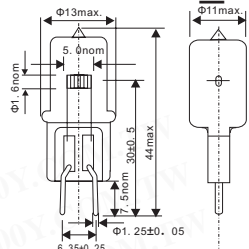




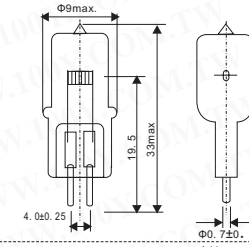
IWASAKI Projection Lamps

Detailed product specifications are available on: us.100y.com.tw



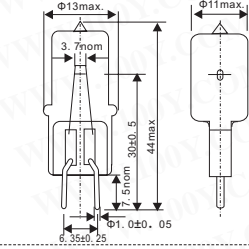
Type	Reference or Substitute Lamp	Volts (V)	Watts (W)	Approx Initial Lumens (lm)	Colour Temp (k)	Rated Av. life (hrs)	Dimensions (mm)			Base	Filament	Fig. No.
							M. D.	M.O.L.	L.C.L.			
JC12V20W20H/G2	—	12	20	350	2850	2000	11.0	44	30	GY6.35	C-6	2

Part No.	Product No.	Manufacturer	Description	Voltage (V)	Watts (W)	Color(K)	Filament Design	Ave. Life (hr)
31782	IWASAKI-JC12V20W20H/G2	IWASAKI	IWASAKI_Projection Lamp	12V	20W	2850K	GY6.35	2000hr.



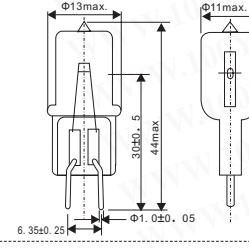
Type	Reference or Substitute Lamp	Volts (V)	Watts (W)	Approx Initial Lumens (lm)	Colour Temp (k)	Rated Av. life (hrs)	Dimensions (mm)			Base	Filament	Fig. No.
							M. D.	M.O.L.	L.C.L.			
JC12V20W20H/G4	—	12	20	350	2850	2000	9.0	33	19.5	G4	C-6	3

Part No.	Product No.	Manufacturer	Description	Voltage (V)	Watts (W)	Color(K)	Filament Design	Ave. Life (hr)
31783	IWASAKI-JC12V20W20H/G4	IWASAKI	IWASAKI_Projection Lamp	12V	20W	2850K	G4	2000hr.



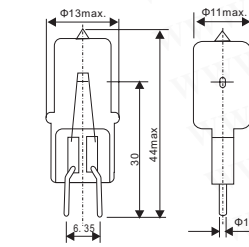
Type	Reference or Substitute Lamp	Volts (V)	Watts (W)	Approx Initial Lumens (lm)	Colour Temp (k)	Rated Av. life (hrs)	Dimensions (mm)			Base	Filament	Fig. No.
							M. D.	M.O.L.	L.C.L.			
JC12V35W20H/G1	—	12	35	560	2900	2000	11.0	44	30	G6.35	C-6	4

Part No.	Product No.	Manufacturer	Description	Voltage (V)	Watts (W)	Color(K)	Filament Design	Ave. Life (hr)
31785	IWASAKI-JC12V35W20H/G1	IWASAKI	IWASAKI_Projection Lamp	12V	35W	2900K	G6.35	2000hr.



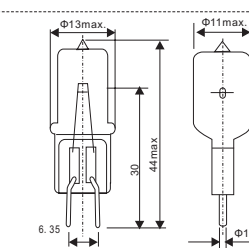
Type	Reference or Substitute Lamp	Volts (V)	Watts (W)	Approx Initial Lumens (lm)	Colour Temp (k)	Rated Av. life (hrs)	Dimensions (mm)			Base	Filament	Fig. No.
							M. D.	M.O.L.	L.C.L.			
JC12V35W20H/G2	—	12	35	560	2900	2000	11.0	44	30	G6.35	C-6	5

Part No.	Product No.	Manufacturer	Description	Voltage (V)	Watts (W)	Color(K)	Filament Design	Ave. Life (hr)
31786	IWASAKI-JC12V35W20H/G2	IWASAKI	IWASAKI_Projection Lamp	12V	35W	2900K	GY6.35	2000hr.



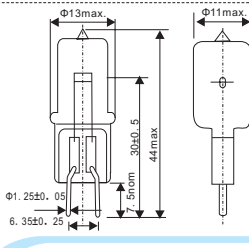
Type	Reference or Substitute Lamp	Volts (V)	Watts (W)	Approx Initial Lumens (lm)	Colour Temp (k)	Rated Av. life (hrs)	Dimensions (mm)			Base	Filament	Fig. No.
							M. D.	M.O.L.	L.C.L.			
JC12V40W/G1	—	12	40	1040	3300	50	11.0	44	30	G6.35	C-6	1
JC12V50W/G1	BRL A1/220	12	50	1400	3400	50	11.0	44	30	G6.35	C-Bar-6	1

Part No.	Product No.	Manufacturer	Description	Voltage (V)	Watts (W)	Color(K)	Filament Design	Ave. Life (hr)	ANSI
31668	IWASAKI-JC12V40W/G1	IWASAKI	IWASAKI_Projection Lamp	12V	40W	3300K	G6.35	50hr.	
31669	IWASAKI-JC12V50W/G1	IWASAKI	IWASAKI_Projection Lamp	12V	50W	3400K	G6.35	50hr.	BRL A1/220



Type	Reference or Substitute Lamp	Volts (V)	Watts (W)	Approx Initial Lumens (lm)	Colour Temp (k)	Rated Av. life (hrs)	Dimensions (mm)			Base	Filament	Fig. No.
							M. D.	M.O.L.	L.C.L.			
JC12V50W20H/G1	—	12	50	950	3000	2000	11.0	44	30	G6.35	C-6	1

Part No.	Product No.	Manufacturer	Description	Voltage (V)	Watts (W)	Color(K)	Filament Design	Ave. Life (hr)
31787	IWASAKI-JC12V50W20H/G1	IWASAKI	IWASAKI_Projection Lamp	12V	50W	3000K	G6.35	2000hr.



Type	Reference or Substitute Lamp	Volts (V)	Watts (W)	Approx Initial Lumens (lm)	Colour Temp (k)	Rated Av. life (hrs)	Dimensions (mm)			Base	Filament	Fig. No.
							M. D.	M.O.L.	L.C.L.			
JC12V50W20H/G2	—	12	50	950	3000	2000	11.0	44	30	G6.35	C-6	2

Part No.	Product No.	Manufacturer	Description	Voltage (V)	Watts (W)	Color(K)	Filament Design	Ave. Life (hr)
31788	IWASAKI-JC12V50W20H/G2	IWASAKI	IWASAKI_Projection Lamp	12V	50W	3000K	GY6.35	2000hr.

- We provide a wide range of products to development and maintenance engineers in all type of business
- If you cannot find the components you want on the catalogue, please call us.

Taiwan: 886-3-5753170

Shanghai: 021-54151736 Shenzhen: 0755-83298787

Centenary Materials

Waiting for your phone call



T E L : Taiwan: 886-3-5753170
F A X : Taiwan: 886-3-5729594
E-mail : Taiwan: us_sale@100y.com.tw

Shenzhen: 86-755-83298787
Shenzhen: 86-755-83640655
Shenzhen: 100y@163.com

Shanghai: 86-21-54151736
Shanghai: 86-21-64605107
Shanghai: 100y-1@163.com