



Bussmann Other Type Fuses

Detailed product specifications are available on: us.100y.com.tw



gG Cartridge Fuses



| Part No. | Product No. | Manufacturer | Description | Size | Current (A) | Working Volt. | IR (A) |
|----------|-------------|--------------|--------------------|-----------|-------------|---------------|------------|
| 24851 | C10G1 | Bussmann | gG Cartridge Fuses | 10.3*38mm | 1A | 500V | 120kA/500V |



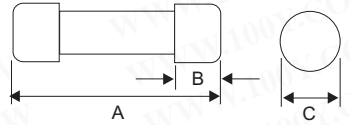
IEC Industrial Cylindrical Fuse



| Part No. | Product No. | Manufacturer | Description | Size | Current (A) | Working Volt. | IR (A) |
|----------|-------------|--------------|---------------------------------|-------|-------------|---------------|--------|
| 39156 | C22G125 | Bussmann | IEC Industrial Cylindrical Fuse | 22*58 | 125A | 400V | 120kA |



- Interrupting rating 100kA RMS Symmetrical
- 150 Vdc U. L. Recognition
- Watts loss provided at rated current.



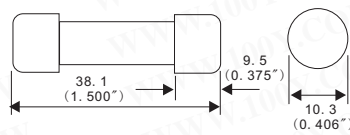
| Part Number | Metric | | | Inches | | |
|-------------------|--------|------|------|--------|-------|-------|
| | A | B | C | A | B | C |
| FWA 5A10F-30A10F | 38.1 | 9.5 | 10.3 | 1.5 | 0.375 | 0.406 |
| FWA 35A21F-60A21F | 50.8 | 15.9 | 20.6 | 2.0 | 0.625 | 0.811 |



| Part No. | Product No. | Manufacturer | Description | Size | Current (A) | Working Volt. | IR (A) |
|----------|-------------|--------------|----------------------------------|---------|-------------|---------------|--------|
| 31726 | FWA-15A10F | Bussmann | Semiconductor Bolt-On Style Fuse | 10*38mm | 15 | 150Vac | 100kA |
| 39158 | FWA-50A21F | Bussmann | Semiconductor Bolt-On Style Fuse | 21*51mm | 50 | 150Vac | 100kA |
| 33061 | FWC-25A10F | Bussmann | Semiconductor Bolt-On Style Fuse | 10*38mm | 25 | 600V | 200kA |



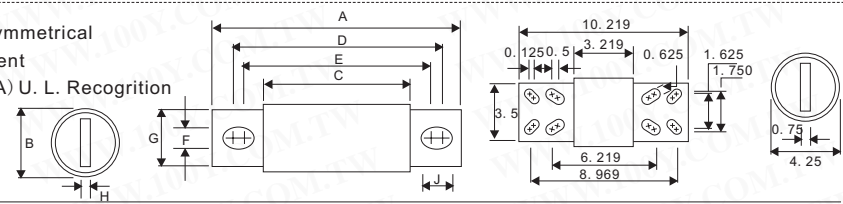
- Interrupting rating 200kA RMS Symmetrical
- Watts loss provided at rated current
- (400 Vdc/Interrupting rating 50kA) U. L. Recognition: 32A
- (700 Vdc/Interrupting rating 50kA) U. L. Recognition: 6-25A



| Part No. | Product No. | Manufacturer | Description | Size | Current (A) | Working Volt. | IR (A) |
|----------|-------------|--------------|---|---------|-------------|---------------|--------|
| 33721 | FWC-32A10F | Bussmann | BUSSMANN_Semiconductor Bolt-On Style Fuse | 10*38mm | 32 | 600V | 200kA |



- Interrupting rating 200kA RMS Symmetrical
- Watts loss provided at rated current
- (500 Vdc/Interrupting rating 50kA) U. L. Recognition on 35 through 800 amperes only

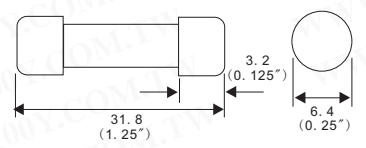


| Order# | Fig. | A | B | C | D | E | F | G | H | J |
|-----------------|------|-------------|-------|-------|-------|-------|-------|-------|-------|-------|
| FWH-35B-60B | 1 | 3.188 | 0.813 | 1.593 | 2.541 | 2.193 | 0.344 | 0.719 | 0.125 | 0.518 |
| FWH-70B-100B | 1 | 3.625 | 0.947 | 1.376 | 2.853 | 2.807 | 0.352 | 0.750 | 0.125 | 0.375 |
| FWH-125B-200B | 1 | 3.625 | 1.156 | 1.836 | 2.892 | 2.768 | 0.344 | 1.000 | 0.188 | 0.406 |
| FWH-225A-400A | 1 | 4.340 | 1.500 | 2.090 | 3.440 | 2.750 | 0.410 | 1.000 | 0.250 | 0.750 |
| FWH-450A-600A | 1 | 4.340 | 2.000 | 2.090 | 3.530 | 2.780 | 0.410 | 1.500 | 0.250 | 0.780 |
| FWH-700A-800A | 1 | 6.340 | 2.500 | 2.090 | 4.970 | 3.440 | 0.530 | 2.000 | 0.380 | 1.300 |
| FWH-1000A-1200A | 1 | 6.969 | 3.000 | 3.219 | 5.465 | 4.475 | 0.625 | 2.375 | 0.438 | 1.120 |
| FWH-1400A-1600A | 2 | See Drawing | | | | | | | | |

| Part No. | Product No. | Manufacturer | Description | Size | Current (A) | Working Volt. | IR (A) |
|----------|-------------|--------------|------------------------------|--------------|-------------|---------------|--------|
| 33460 | FWH-125A | Bussmann | Bussmann_FWH High Speed Fuse | 92.08*25.4mm | 125A | 500V | 200kA |
| 40922 | FWH-175B | Bussmann | Bussmann_FWH High Speed Fuse | 92.08*25.4mm | 175A | 500V | 200kA |
| 40958 | FWH-200A | Bussmann | Bussmann_FWH High Speed Fuse | 92.08*25.4mm | 200A | 500V | 200kA |
| 40923 | FWH-250A | Bussmann | Bussmann_FWH High Speed Fuse | 92.08*25.4mm | 250A | 500V | 200kA |
| 40924 | FWH-300A | Bussmann | Bussmann_FWH High Speed Fuse | 92.08*25.4mm | 300A | 500V | 200kA |
| 40925 | FWH-350A | Bussmann | Bussmann_FWH High Speed Fuse | 92.08*25.4mm | 350A | 500V | 200kA |
| 40926 | FWH-400A | Bussmann | Bussmann_FWH High Speed Fuse | 92.08*25.4mm | 400A | 500V | 200kA |
| 40927 | FWH-800A | Bussmann | Bussmann_FWH High Speed Fuse | 92.08*25.4mm | 800A | 500V | 200kA |



- 0.25-7A 300% minimum opening current at rated voltage
- 10-30A 200% minimum opening current at rated voltage
- Interrupting rating: 0.25-20A 50kA at ≥20%pf 25-30A 20kA at ≥20%pf
- CSA Component Acceptance: 0.250-7A
- Consult Bussmann for DC ratings
- 0.5A to 5A UL Recognized for 500Vdc



| Part No. | Product No. | Manufacturer | Description | Size | Current (A) | Working Volt. | IR (A) |
|----------|-------------|--------------|------------------------------|--------|-------------|---------------|--------|
| 37815 | FWH-3.15A6F | Bussmann | Bussmann_FWH High Speed Fuse | 6*32mm | 3.15A | 500V | 50kA |

